



Turn Workspaces Into Idea Places

**PRICES SHOWN ARE LIST PRICE.
PLEASE CALL FOR PRICING!**

High-quality
visual display
solutions
for business,
education,
government,
and healthcare



For over 70 years,
the Claridge
name has been
synonymous with
quality, service
and innovation.

the claridge story

Our products can be found in gleaming new offices, prestigious colleges and universities, respected hospitals and schools across the country. Claridge offers a complete set of solutions for the new world of work — no matter what type of work you do.

From the workplace to the classroom, the emphasis today is on performance, productivity, and a pleasing environment. Claridge visual display products and accessories offer unmatched performance and high style. A state-of-the-art production facility enables our skilled team to control quality at every step in the process. In addition to offering a broad selection of standard colors, surfaces and finishes, we can custom-craft most products to perfectly suit any space or task. Let our friendly and knowledgeable customer service staff help you create exactly what you need.

Contemporary business operates at a lightning pace, so we maintain a wide variety of standard product lines in stock for fast shipping and delivery. For custom product orders, Claridge Priority Response and On-Time Shipping provide a firm ship date.

We also conduct a number of “green” initiatives—from in-house recycling programs to using renewable resources and alternative materials—to reduce our environmental footprint and minimize exposure to harmful substances. We listen and react to our customers’ needs and concerns. For example, we have worked with our packaging manufacturers to re-design our cartons to minimize freight damage, and we have introduced a \$750 Free Freight Program* (specific to Quick Ship items shipped at standard pricing). We learned through a survey just how important these issues were to our customers and we reacted. At Claridge, we work to earn your trust and satisfaction from start to finish. That’s the way we do business — today and always.

*Free freight orders will be shipped at Claridge Products’ discretion.
Weights in the catalog are estimates only and can vary with method of packing.

ordering details

Wide Selection, Quick Ship

With so many product solutions to choose from, Claridge helps keep businesses functioning without missing a beat. We maintain an extensive stocking program of our standard product lines. Carrying a wide selection of products on-hand in our distribution centers means customers can receive standard Claridge products just days after placing an order.

Customized Product Solutions

Draw up a design, talk with our helpful staff, and we'll build your vision. Claridge specializes in creating products to suit any situation and environment. From custom match wood finishes, colors, and fabric surfaces to markerboards and cabinets built to fit a unique space, we offer made-to-order solutions for any business need.

Claridge Priority Response

At Claridge, we believe that custom orders merit custom service – including fast shipment. With Claridge Priority Response (CPR) we guarantee your order for custom products will be shipped in three weeks, two weeks, or even one week, based on the level of CPR service selected. In the unlikely event that a delay occurs, we pay you a 10% penalty for every day of delayed shipment. Why wait to put your custom Claridge solutions to work? With CPR, you don't have to!

On-time Shipping

Claridge's On-Time Shipping helps customers plan and manage schedules more effectively – and meet expectations for timely shipment of quality products. For standard or made-to-order products, a projected shipping date is normally provided within 72 hours of receipt of order. Flexibility built into custom manufacturing systems, coupled with an ability to coordinate and manage process flow, results in consistent on-time shipments that customers can rely on.

Total Fulfillment Solution

For over 70 years Claridge has been the leader in quality, craftsmanship and customer service. Our Total Fulfillment Solution provides three ways to better serve our customers: 1) fast, reliable shipments—Claridge's Quick Ship program is supported by two manufacturing facilities plus five distribution centers strategically located across the country to ensure stocked items are shipped within 24 to 72 hours. 2) On-Time Shipping—Orders for custom and made-to-order products are normally acknowledged in 72 hours. 3) CPR – When time is of the essence, you choose whether your order ships in one week, two weeks or three, just let us know. Claridge is your #1 source for Visual Display Products!

Woman Owned

Claridge Products is a certified, woman-owned and operated business.

Environmental Practices

Claridge is committed to protecting and preserving our natural environment through a variety of ongoing programs. Claridge markerboards have achieved both GREENGUARD Certification and GREENGUARD Gold Certification. GREENGUARD Certification helps fulfill the goal of creating and maintaining healthy, high-performing buildings, schools and residences. Claridge Cork is made from the bark of cork oak trees without damaging the tree itself—making it both rapidly renewable and recyclable. Claridge carton and crating materials are composed of post-industrial and recycled materials. Tons of material are eliminated from the landfill waste stream through Claridge in-house recycling programs.

Ordering Tips

Orders may be faxed or e-mailed to the Claridge location nearest you (see back cover for a listing of Claridge sales offices), or e-mailed to orders@claridgeproducts.com for proper routing. Specify type of material and color, trim finish, and size on all orders. Also include contact and billing information – name, telephone number and e-mail address, along with billing and shipping addresses, and purchase order. Specify if expedited shipping (CPR) is required.

Shop Drawings

Shop drawings may be required for custom lined and lettered markerboards, vertical sliding units, and other special, custom designed products. Shop drawings will be furnished at a charge of \$35 NET per hour, with a minimum one hour charge.

Ground Shipments

Most items up to and including 36" x 48" and not over 100 lbs. can be shipped by UPS or FedEx Ground. (Note: Dimensional weight, rather than actual weight, and oversize charges may apply.) Catalog indicates freight classification for LTL shipments and items that will be shipped by UPS or FedEx Ground.



Contract Holder

Contract #GS-28F-0042U

Schedule Title: Office Furniture FSC Group 71 Part 1

Contact Us

BLAINE DISTRIBUTION LLC

17319 Blaine Drive

Hagerstown, MD 21740

Products@BlaineDistribution.com, www.BlaineDistribution.com

Phone: 800-638-2200

Fax: 301-791-6982

table of contents

The Claridge Catalog is organized by product line. Detailed outlines of product specifications, ADDs, and additional options are designed to help you select the ideal product to suit your needs. Main product options (colors, surfaces, trims and finishes) are highlighted on page 5 for markerboard products, and pages 15 and 16 for tackboard products.

Introduction to Claridge_1

Custom Solutions & CPR Program_2

MARKERBOARDS & CHALKBOARDS_4-13

Colors & Frame Options_5

Glass Markerboards & Marker Walls_6-7

Aluminum Framed_7-9, 11

Lined and Custom Graphic_9-10

Math Room Boards_10

Vinyl Framed_11

Wood Framed_12-13

MARKER WALLS & TACK WALLS_14

TACKBOARDS_15-18

Colors & Frame Options_15-16

Aluminum Frame_17

Wood Frame & Edge-wrapped_18-19

Wood Frame_19-20

COMBINATION BOARDS_21-22

Aluminum Frame_21-22

Wood Frame_22

MOBILE BOARDS & EASELS_23-24

SLIDING UNITS & MODULARS_25-26

Horizontal Sliding Units_25

Vertical Sliding Units_25

Modular Units_26

GLASS DOOR CABINETS_27-33

Aluminum Frame_27-32

Wood Frame_32

Freestanding_33

DISPLAY & TROPHY CASES_34-39

Freestanding_34-37

Nouveau Series_36

Freestanding & Wall Mounted_37-38

Recessed_39

CONFERENCE ROOM TOOLS_40-46

Lecture Cabinets – Wood_40-41

Lecture Cabinets – Aluminum_41

Amplified Lecterns_42-43

Lecterns & Speaker Stands_42-44

Motorized Projection Screens_45

Manual Projection Screens_46

ACCESSORIES & MISCELLANEOUS_47-53

Room & Space Dividers_47-49

Map, Display Rail, & Field Assembled Trim_50-51

Markerboard & Chalkboard Accessories_52

Easels_53

Directory Letters_53

MATERIALS & FINISHES_54-60

Face Sheets & Panels_54-55

Adhesives and Accessories_55

Tan Nucork_56

Hook Fab_56

Claridge Cork_57

Designer Series Fabrics_58

Fabricork_59

Wood & Aluminum Finishes_60

COMMERCIAL TERMS & CONDITIONS

MARKERBOARDS & CHALKBOARDS

Claridge markerboard and chalkboard products are available in a wide range of design options, offering performance, style, and value to suit any situation.

Choose from glass or porcelain markerboard and chalkboard surfaces in a variety of colors to add a touch of design flair. Select from a range of aluminum, vinyl, and wood trim options in a variety of colors and finishes to match any décor and budget.

Colors & Frame Options_5

Glass Markerboards & Marker Walls_6-7

Aluminum Framed_7-9, 11

Lined & Custom Graphic_9-10

Math Room Boards_10

Vinyl Framed_11

Wood Framed_12-13

Call customer service at
1-800-638-2200 for
assistance with any custom
options not covered in the
catalog.



customize

WRITING SURFACES:

LCS ³	LCS³ <ul style="list-style-type: none"> Porcelain enamel steel Smooth, dry-erase porcelain surface for easy writing and clean erasing Porcelain surface can be used for projection
MLC	MLC <ul style="list-style-type: none"> Synthetic dry-erase surface applied to hardboard Economical, non-magnetic, white melamine writing surface
NP ³	NP³ Chalkboard <ul style="list-style-type: none"> Porcelain enamel steel Smooth surface insures unsurpassed chalking and erasing qualities
Glass	Magnetic Glass <ul style="list-style-type: none"> 1/4" tempered glass Silky smooth surface writes easily, erases cleanly Virtually maintenance free

MARKERBOARDS: COLOR OPTIONS

100 White LCS ³	101 Light Gray LCS ³	102 Beige LCS ³	1032 MLC White Melamine
-------------------------------	------------------------------------	-------------------------------	----------------------------

NP³ CHALKBOARDS: COLOR OPTIONS


500 Green	501 Black	502 Gray
-----------	-----------	----------

MAGNETIC GLASS MARKERBOARDS: STANDARD COLOR OPTIONS


Calm White	Brilliant White	RAL1015 PMS 468 Light Ivory	RAL7047 PMS CGray 3 Telegrey	RAL7004 PMS CGray 7 Signal Gray	RAL6027 PMS 564 Light Green	RAL4005 PMS 7676 Blue Lilac	RAL5012 PMS 7689 Light Blue	RAL2008 PMS 7578 Bright Red Orange	RAL3003 PMS 1815 Ruby Red
------------	-----------------	-----------------------------------	------------------------------------	---------------------------------------	-----------------------------------	-----------------------------------	-----------------------------------	---	---------------------------------

FRAMES: STYLE OPTIONS

Anodized Aluminum



3/8" Face
Mitered Corners
Envision Graphics
Merit Series




5/8" Face
Mitered Corners
LCS Deluxe I 800 Series
Mathboards



5/8" Face
Radius Corners
1200 Series



1" Face
Mitered Corners
Trimline



1-1/4" Face
Mitered Corners
1300 Series
Commercial Series



1/2" Radius Face
Mitered Corners
Black Powder Coat Finish
6000 Series

Wood: See page 56 for wood finishes



1-3/4" Face
Mitered Corners
WLCS I MLC Deluxe




1" Face
Mitered Corners
MLC Economy



2" Angle Face
Mitered Corners
210 Series



1-7/16" Traditional Face
Mitered Corners
110 Series



1" Bullnose Face
Radius Corners
2500 Series



1-3/4" Flat Face
Radius Corners
2900 Series



5/16" Face Vinyl Trim
Radius Corners
2800 Series

Vinyl

Magnetic Glass Markerboard



Stand-Off Mount



Invisi-Mount

Features:

- 1/4" tempered low-iron glass dry-erase writing surface with steel back
- Eased corners and polished edges
- Furnished with 4 rare earth magnets
- Choose brushed stainless edge grips for easy and attractive stand-off mounting (4 per board on sizes through 4x4; 4x6 & 4x8 have 6) or invis-mount – no visible hardware
- Furnished in calm white if no color specified. 10 standard colors, 180 optional colors.

Stand-Off Mounting

Number	Size (HxW)	Weight*	Price
MGM23	2' x 3'	42 lbs.	\$940
MGM34	3' x 4'	84 lbs.	\$1,283
MGM44	4' x 4'	112 lbs.	\$1,619
MGM46	4' x 6'	168 lbs.	\$2,098
MGM48	4' x 8'	224 lbs.	\$2,874

Invisi-Mount

Number	Size (HxW)	Weight*	Price
MGMI-23	2' x 3'	42 lbs.	\$711
MGMI-34	3' x 4'	84 lbs.	\$1,105
MGMI-44	4' x 4'	112 lbs.	\$1,360
MGMI-46	4' x 6'	168 lbs.	\$1,873
MGMI-48	4' x 8'	224 lbs.	\$2,489

Note: Specify on order if glass boards are to be installed edge-to-edge.

*Weights shown are estimates only and may vary with packing method.

4' x 6' and 4' x 8' white MGM and MGMI can ship in 3 to 5 days

Magnetic Glass Marker Walls



Features:

- Exceptionally durable, virtually maintenance free
- Low-iron tempered glass for exceptional clarity
- 10 standard colors; 180 optional colors
- Available in heights up to 8'
- Narrow face aluminum trim top and bottom



Number	Size (HxW)	Weight	Price
MGMW-64	6' x 4'	192 lbs.	\$1,825
MGMW-84	8' x 4'	256 lbs.	\$2,132

Narrow face aluminum trim for mounting

Magnetic Glass Accessories

Rare Earth Magnets




Features:

- Designed specifically for use on magnetic glass boards
- 3/4" diameter and 1/4" thick
- Tapered cap for easy grip

Number	Weight	Price
MGM-REM1	.5 lb.	\$22

Magnetic Marker Tray



Features:

- Satin anodize aluminum tray holds in place with rare earth magnets
- Easily repositioned
- 12" long, 1-1/2" high, 3" deep

Number	Weight	Price
MGM-T1	1 lb.	\$158

All items on this page ship Freight Class 70.

Glass Markerboard



Features:

- 1/4" tempered glass writing surface with acid etch back
- Polished edges
- Brushed stainless edge grips for stand-off mounting (4 per board on sizes through 4x4; 4x6 & 4x8 have 6)

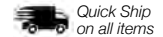
Number	Size (HxW)	Weight	Price
GM23	2' x 3'	39 lbs.	\$720
GM34	3' x 4'	78 lbs.	\$1,115
GM44	4' x 4'	104 lbs.	\$1,372
GM46	4' x 6'	156 lbs.	\$1,903
GM48	4' x 8'	208 lbs.	\$2,526

LCS Deluxe Markerboard: 5/8" Face Trim



Features:

- Projection-friendly white porcelain enamel steel writing surface
- 5/8" face trim 3 sides with full length 2-1/2" marker tray; satin anodize finish
- Angle clip hangers
- Available with map rail with 2 map hooks
- 4 assorted LCS markers and 1 microfiber eraser cloth
- Stocked for "Quick Ship"
- GREENGUARD certified



With Map Rail

Number	Size (HxW)	Weight	Price
LCS2034R	3' x 4'	42 lbs.	\$427
LCS2044R	4' x 4'	56 lbs.	\$473
LCS2046R	4' x 6'	84 lbs.	\$655
LCS2048R	4' x 8'	112 lbs.	\$819
LCS2410R	4' x 10'	140 lbs.	\$1,084
LCS2412R	4' x 12'	168 lbs.	\$1,237
LCS2416R	4' x 16'	224 lbs.	\$1,655

No Map Rail

Number	Size (HxW)	Weight	Price
LCS2034	3' x 4'	42 lbs.	\$400
LCS2044	4' x 4'	56 lbs.	\$465
LCS2046	4' x 6'	84 lbs.	\$636
LCS2048	4' x 8'	112 lbs.	\$794
LCS2410	4' x 10'	140 lbs.	\$1,045
LCS2412	4' x 12'	168 lbs.	\$1,192
LCS2416	4' x 16'	224 lbs.	\$1,594

800 Series: 5/8" Face Trim



Available in both Markerboard and Chalkboard

Note: Finished size of units is 1/4" larger in both height and width than sizes listed. If exact overall size is required, specify when ordering.

800 Series markerboards are also available in 5' x 6', 5' x 8', 5' x 10' and 5' x 12' sizes. Call for pricing.

Features:

- Porcelain enamel steel writing surface; satin anodize aluminum trim
- White LCS is furnished for markerboards if color not specified. For 800 Series chalkboards, use a "V" suffix in lieu of "L" and specify the chalkboard color required. Example: 822V No. 500 Green.
- Full length marker tray and map rail with 2 map hooks
- Angle clip hangers (For permanent installations we recommend using a combination of angle clips and 16A Adhesive.)
- GREENGUARD certified

Options:

- See page 60 for powder coat finish colors. Optional powder coat finishes add \$113 for boards up to 4' x 6' and \$156 for boards 4' x 8' and larger.
- For boards without a map rail, specify and deduct \$4.74 per lin. ft.
- For optional color anodized trim, call for price.
- Custom sizes

Number	Size (HxW)	Weight	Price
† 810L	18" x 24"	10 lbs.	\$210
† 812L	2' x 3'	21 lbs.	\$312
814L	3' x 4'	42 lbs.	\$410
818L	4' x 4'	56 lbs.	\$468
822L	4' x 6'	84 lbs.	\$603
826L	4' x 8'	112 lbs.	\$754
830L	4' x 10'	140 lbs.	\$943
834L	4' x 12'	168 lbs.	\$1,089
838L	4' x 16'	224 lbs.	\$1,560

† Can Ship FedEx Ground. All items on this page ship Freight Class 70.

1200 Series: 5/8" Face Trim with Powder Coat Finish



Available in both Markerboard and Chalkboard

Features:

- Porcelain enamel steel writing surface; powder coat finish aluminum trim
- For 1200 Series chalkboards, use a "V" suffix in lieu of "L" to designate a chalkboard surface and specify color. Example: 1234V No.500 Green
- Radius corner design includes map rail and marker tray
- Angle clip hangers (Note: For permanent installations we recommend using a combination of angle clips and 16A Adhesive.)
- GREENGUARD certified

Options:

- See page 60 for powder coat finish colors

Number	Size (HxW)	Weight	Price
† 1223L	2' x 3'	24 lbs.	\$281
1234L	3' x 4'	42 lbs.	\$401
1244L	4' x 4'	56 lbs.	\$476
1245L	4' x 5'	70 lbs.	\$568
1246L	4' x 6'	84 lbs.	\$651
1248L	4' x 8'	112 lbs.	\$864
1250L	4' x 10'	140 lbs.	\$1,004
1252L	4' x 12'	168 lbs.	\$1,219

Trimline Plus: 1" Face Trim



Features:


- White porcelain enamel steel writing surface
- 1" eased face aluminum trim three sides with small marker tray
- 2 markers and 1 eraser cloth
- GREENGUARD Certified



Satin Anodize Trim	Number	Size (HxW)	Weight	Price
	† TL1824-75	18" x 24"	8 lbs.	\$175
	† TL2023-75	2' x 3'	15 lbs.	\$294
	† TL2034-75	3' x 4'	28 lbs.	\$357
	TL2044-75	4' x 4'	40 lbs.	\$399
	TL2046-75	4' x 6'	60 lbs.	\$546
	TL2048-75	4' x 8'	80 lbs.	\$705

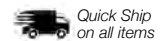
Black Crinkle Powder Coat Trim	Number	Size (HxW)	Weight	Price
	† TL1824-75P	18" x 24"	8 lbs.	\$207
	† TL2023-75P	2' x 3'	15 lbs.	\$326
	† TL2034-75P	3' x 4'	28 lbs.	\$389
	TL2044-75P	4' x 4'	40 lbs.	\$440
	TL2046-75P	4' x 6'	60 lbs.	\$593
	TL2048-75P	4' x 8'	80 lbs.	\$736

Trimline MLC: 1" Face Trim



Features:

- Economical white melamine surface
- Available with and without map rail
- Aluminum trim three sides with small marker tray, 2 markers and 1 eraser cloth



No Map Rail	Number	Size (HxW)	Weight	Price
	† TL1824-MLC	18" x 24"	6 lbs.	\$130
	† TL2023-MLC	2' x 3'	10 lbs.	\$171
	† TL2034-MLC	3' x 4'	18 lbs.	\$226
	TL2044-MLC	4' x 4'	30 lbs.	\$312
	TL2046-MLC	4' x 6'	40 lbs.	\$396
	TL2048-MLC	4' x 8'	54 lbs.	\$498

With Map Rail	Number	Size (HxW)	Weight	Price
	† TL1824R-MLC	18" x 24"	6 lbs.	\$134
	† TL2023R-MLC	2' x 3'	10 lbs.	\$190
	† TL2034R-MLC	3' x 4'	18 lbs.	\$246
	TL2044R-MLC	4' x 4'	30 lbs.	\$324
	TL2046R-MLC	4' x 6'	40 lbs.	\$412
	TL2048R-MLC	4' x 8'	54 lbs.	\$526

† Can Ship FedEx Ground. All items on this page ship Freight Class 70.

1300 Series: 1-1/4" Face Trim



Features:

- Porcelain enamel steel writing surface; satin anodize aluminum trim
- White LCS is furnished for markerboards if color not specified.
- Wide trim face; full length marker tray, map rail with cork insert and two map hooks
- Built-in Z-bar hangers (for top) and mounting clips (for bottom)
- GREENGUARD certified

Options:

- See page 60 for powder coat finish colors. Optional powder coat finishes add \$113 for boards up to 4' x 6' and \$156 for boards 4' x 8' and larger.

Number followed by
L = LCS
V = Chalkboard

Number	Size (HxW)	Weight	Price
1334L / 1334V	3' x 4'	36 lbs.	\$428
1343L / 1343V	4' x 3'	36 lbs.	\$428
1344L / 1344V	4' x 4'	48 lbs.	\$491
1345L / 1345V	4' x 5'	60 lbs.	\$591
1346L / 1346V	4' x 6'	72 lbs.	\$692
1348L / 1348V	4' x 8'	96 lbs.	\$882

Commercial Series: 1-1/4" Face Trim



Features:

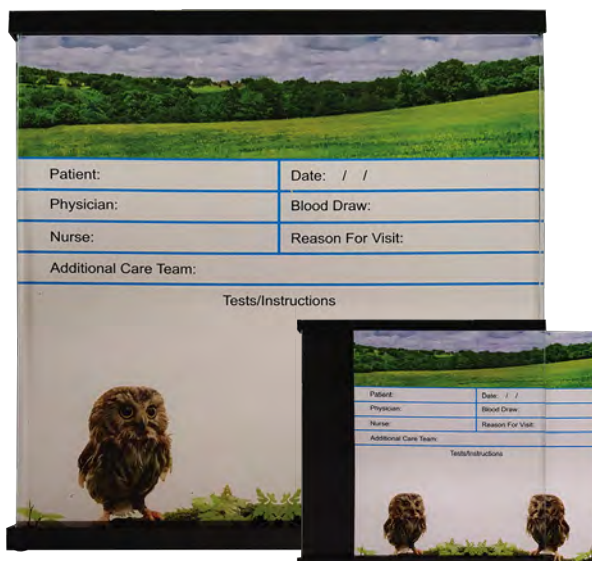
- Porcelain enamel steel writing surface; satin anodize aluminum trim
- Wide face trim includes full length, fully enclosed, box-type marker tray and map rail with cork insert
- Built-in Z-bar hangers (for top) and mounting clips (for bottom)
- GREENGUARD certified

Options:

- See page 60 for powder coat finish colors. Optional powder coat finishes add \$113 for boards up to 4' x 6' and \$156 for boards 4' x 8' and larger.

Number	Size (HxW)	Weight	Price
COM34L	3' x 4'	36 lbs.	\$404
COM44L	4' x 4'	48 lbs.	\$463
COM46L	4' x 6'	72 lbs.	\$647
COM48L	4' x 8'	96 lbs.	\$821

Xchange Graphic Boards



Features:

- Glass markerboard features an interchangeable graphic insert that slides easily behind clear, low-iron tempered glass writing surface
- Exchange scene, season or message by sliding custom graphic in place
- Low profile aluminum trim top and bottom
- Built-in marker rail at top
- Standard black or white powder coat finish

Number followed by
B = black frame
W = white frame

Additional Xchange Graphic Insert

Number	Size (HxW)	Weight	Price
XC1824B / XC1824W	18" x 24"	20 lbs.	\$501
XC2436B / XC2436W	24" x 36"	39 lbs.	\$796
XC3648B / XC3648W	36" x 48"	78 lbs.	\$1,363

Number	Size (HxW)	Weight	Price
XCG1824	18" x 24"	1 lb.	\$108
XCG2436	24" x 36"	2 lbs.	\$166
XCG3648	36" x 48"	4 lbs.	\$276

NOTE: For Xchange Graphic Insert, submit high-resolution logos or graphic file. Images or logos should be submitted in high-resolution .jpeg, .pdf, .eps, or .ai format. If usable file is unavailable, ADD \$75 NET per hour - minimum one-hour charge - for creating graphics.

† Can Ship FedEx Ground. All items on this page ship Freight Class 70.

Envision Graphics: 3/8" Face Trim



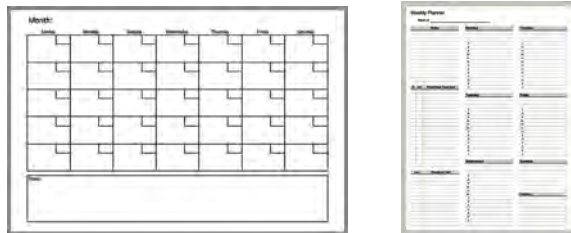
Features:

- Dry-erase markerboards with full-color, high resolution images
- Satin anodize aluminum frame
- Z-bar clips
- Will accept magnets

Number	Size (HxW)	Weight	Price
† EG1824M	18" x 24"	6 lbs.	\$274
† EG2023M	2' x 3'	12 lbs.	\$358
† EG2034M	3' x 4'	24 lbs.	\$504
EG2044M	4' x 4'	32 lbs.	\$563
EG2046M	4' x 6'	48 lbs.	\$813
EG2048M	4' x 8'	64 lbs.	\$1,028

NOTE: For Envision Graphic markerboards, submit high-resolution logos or graphic file. Images or logos should be submitted in high-resolution .jpeg, .pdf, .eps, or .ai format. If usable file is unavailable, ADD \$75 NET per hour - minimum one-hour charge - for creating graphics.

Planners: 3/8" Face Trim



Monthly

Number	Size (HxW)	Weight	Price
† PL1824M	18" x 24"	6 lbs.	\$343
† PL2436M	2' x 3'	12 lbs.	\$578
† PL3648M	3' x 4'	24 lbs.	\$789

Weekly

Number	Size (HxW)	Weight	Price
† PL1824W	24" x 18"	6 lbs.	\$343
† PL2436W	3' x 2'	12 lbs.	\$578
† PL3648W	4' x 3'	24 lbs.	\$789

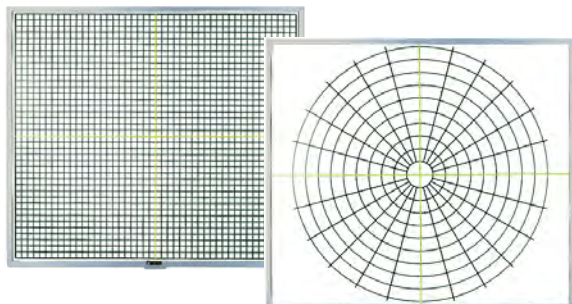
Custom Lined Boards



Features:

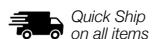
- Permanently lined in your choice of 1/16" or 1/8" thick lines in black, blue, red, yellow and white
- Fused-on letters are available in sizes from 1/2" to 4"
- Will accept magnets
- Standard ruling for music lines, treble and bass clef notes, rectangular and polar coordinates, and 1" x 1" and 1" x 2" grids available
- Submit specifications and/or sketch for quote. Shop drawings may be required.

RA16L & PC16L Math Room Markerboards: 5/8" Face Trim



Features:

- White porcelain enamel steel writing surface
- RA16 Rectangular Coordinate Graph System (1" squares; X and Y axis in yellow)
- Polar Coordinate Graph System (ten concentric circles two inches apart; 15 degree graduations; 0-180 degrees and 90-270 degrees in yellow)
- Keyhole hangers



Option:

Chalkboard in lieu of markerboard; specify color. Not Quick Ship.

Number	Size (HxW)	Weight	Price
RA16L	3'6" x 4'	50 lbs.	\$454
PC16L	3'6" x 4'	50 lbs.	\$454

6000 Series: 1/2" Radius Face Powder Coat Finish



Features:

- White porcelain enamel steel writing surface
- Z-bar clips
- Black powder coat finish aluminum trim
- GREENGUARD certified

Options:

- For 266MV1, 12" Magnetic Accessory Tray, add \$26.
- See page 60 for other standard powder coat finish colors

Number	Size (HxW)	Weight	Price
LCS6034	3' x 4'	30 lbs.	\$348
LCS6044	4' x 4'	40 lbs.	\$426
LCS6046	4' x 6'	54 lbs.	\$575
LCS6048	4' x 8'	72 lbs.	\$757

Merit Series: 3/8" Face Trim



Features:

- White porcelain enamel steel writing surface
- Satin anodize aluminum trim
- Z-bar clips
- Stocked for "Quick Ship"
- GREENGUARD certified



Number	Size (HxW)	Weight	Price
† MT1824	18" x 24"	8 lbs.	\$143
† MT2436	24" x 36"	16 lbs.	\$254
† MT3648	36" x 48"	32 lbs.	\$333
MT4848	48" x 48"	42 lbs.	\$454

2800 Series: 5/16" Face Black Vinyl Trim



Features:

- White Porcelain enamel steel writing surface
- Radius corners, vinyl trim in black
- Z-bar clips
- Movable 12" magnetic marker tray – black

Number	Size (HxW)	Weight	Price
† 2823L	2' x 3'	21 lbs.	\$287
† 2832L	3' x 2'	21 lbs.	\$287
† 2834L	3' x 4'	42 lbs.	\$390
† 2843L	4' x 3'	42 lbs.	\$390
2844L	4' x 4'	56 lbs.	\$482
2846L	4' x 6'	84 lbs.	\$655
2848L	4' x 8'	112 lbs.	\$775

† Can Ship FedEx Ground. All items on this page ship Freight Class 70.

Visit www.claridgeproducts.com

for our full line of markerboards in various sizes and color options. See page 6 for more information on glass markerboards.



2500 Series: 1" Bullnose Face Trim, Radius Corners



Features:


- Projection-friendly porcelain enamel steel writing surface; Natural or Medium Oak finish trim
- White LCS is furnished for markerboards if color not specified (see page 5 for colors). For 2500 Series chalkboards, use a "V" suffix in lieu of "L" and specify chalkboard color required. Example: 2548V No. 502 Gray.
- 12" pre-drilled marker tray
- Z-bar clips
- GREENGUARD certified

Options:

- See page 60 for optional woods and finishes. If required, ADD \$40.
- For custom match finish, add \$350.
- For optional Z-bar hangers for top of board and rubber bumpers for bottom of board, add \$8 per lineal foot.

Number	Size (HxW)	Weight	Price
† 2523L	2' x 3'	21 lbs.	\$322
† 2534L	3' x 4'	42 lbs.	\$426
2544L	4' x 4'	56 lbs.	\$546
2546L	4' x 6'	84 lbs.	\$698
2548L	4' x 8'	112 lbs.	\$825

2900: 1-3/4" Flat Face Trim, Radius Corners



Available in both markerboard and chalkboard

Features:


- Porcelain enamel steel writing surface; Natural or Medium Oak finish trim
- White LCS is furnished for markerboards if color not specified (see page 5 for colors). For 2900 Series chalkboards, use a "V" suffix in lieu of "L" and specify chalkboard color required. Example: 2948V No. 502 Gray.
- 12" pre-drilled marker tray
- Z-bar clips
- GREENGUARD certified

Options:

- See page 60 for optional woods and finishes. If required, specify on order and ADD \$40.
- For custom match finish, add \$350.
- For optional Z-bar hangers for top of board and rubber bumpers for bottom of board, add \$8 per lineal foot.

Number	Size (HxW)	Weight	Price
† 2923L	2' x 3'	21 lbs.	\$322
† 2934L	3' x 4'	42 lbs.	\$426
2944L	4' x 4'	56 lbs.	\$546
2946L	4' x 6'	84 lbs.	\$694
2948L	4' x 8'	112 lbs.	\$826

210 Series: 2" Angle Face Trim with Black Accent



Features:

- Porcelain enamel steel writing surface; Natural or Medium Oak finish trim
- White LCS is furnished for markerboards if color not specified (see page 5 for colors). For 210 Series chalkboards, use a "V" suffix in lieu of "L" and specify chalkboard color required. Example: 210DV No. 502 Gray.
- Full length Z-bar hanger
- Full-length accessory tray
- GREENGUARD certified

Options:

- See page 60 for optional woods and finishes. If required, specify and ADD \$175.
- For custom match finish, add \$350.
- For optional full-length map rail with cork insert, specify MR ADD and add \$4.70 per lineal foot.

Number	Size (HxW)	Weight	Price
210L	4' x 4'	56 lbs.	\$1,247
210AL	4' x 6'	84 lbs.	\$1,418
210BL	4' x 8'	112 lbs.	\$1,696
210CL	4' x 10'	140 lbs.	\$1,975
210DL	4' x 12'	168 lbs.	\$2,112

Available in both markerboard and chalkboard

† Can Ship FedEx Ground. All items on this page ship Freight Class 70.

110 Series: 1-7/16" Traditional Style Fluted Face Trim



Available in both markerboard and chalkboard

Features:

- Porcelain enamel steel writing surface; Natural or Medium Oak finish trim
- White LCS is furnished for markerboards if color not specified (see page 5 for colors). For 110 Series chalkboards, use a "V" suffix in lieu of "L" and specify chalkboard color required. Example: 110DV No. 502 Gray.
- 12" pre-drilled marker tray
- Z-bar clips
- GREENGUARD certified

Options:

- See page 60 for optional woods and finishes. If required, specify on order and ADD \$35.
- For custom match finish, add \$350.

Number	Size (HxW)	Weight	Price
† 110L	2' x 3'	21 lbs.	\$246
† 110AL	3' x 4'	42 lbs.	\$370
110BL	4' x 4'	56 lbs.	\$467
110CL	4' x 6'	84 lbs.	\$635
110DL	4' x 8'	112 lbs.	\$772

WLCS Series: 1-3/4" Face Trim




Features:

- White porcelain enamel steel writing surface; Natural finish oak frame
- Z-bar clips
- 4 Assorted LCS Markers and one eraser cloth
- GREENGUARD certified

Options:

- For Medium Oak finish, add \$14.50.
- See page 60 for additional woods and finishes. If required, specify on order and ADD \$77.

Number	Size (HxW)	Weight	Price
WLCS34 *	3' x 4'	42 lbs.	\$555
WLCS44 *	4' x 4'	56 lbs.	\$597
WLCS46 *	4' x 6'	84 lbs.	\$710
WLCS48 *	4' x 8'	112 lbs.	\$845
WLCS410	4' x 10'	140 lbs.	\$1,003
WLCS412	4' x 12'	168 lbs.	\$1,102

 Quick Ship shown with *

MLC Deluxe Series: 1-3/4" Face Trim



Features:

- Smooth, economical, white MLC (melamine) non-magnetic writing surface
- Natural oak finish frame and marker tray; mitered corners
- Z-bar clips
- 4 assorted LCS markers and one eraser cloth

Number	Size (HxW)	Weight	Price
MLC44	4' x 4'	30 lbs.	\$351
MLC46	4' x 6'	40 lbs.	\$420
MLC48	4' x 8'	54 lbs.	\$473

MLC Economy Series: 1" Face Trim



Features:

- Smooth, economical, white MLC (melamine) non-magnetic writing surface
- Natural oak finish frame and marker tray
- Z-bar clips
- Two LCS Markers and one eraser cloth

Number	Size (HxW)	Weight	Price
† MLC18	18" x 24"	5 lbs.	\$163
† MLC23	24" x 36"	9 lbs.	\$210
† MLC34	36" x 48"	16 lbs.	\$249

† Can Ship FedEx Ground. All items on this page ship Freight Class 70.

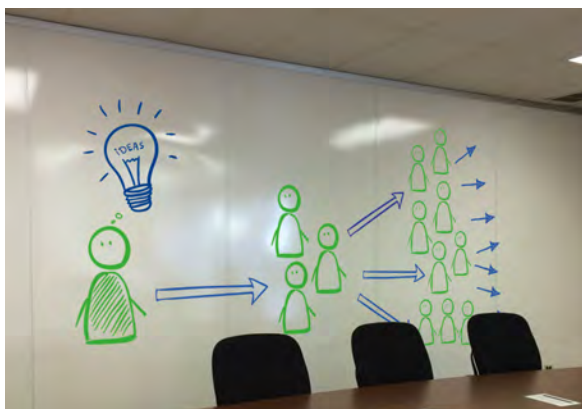
MARKER WALLS & TACK WALLS

Note: These products must be installed by qualified installers. Call for install price or referral.

Cover an entire wall, floor-to-ceiling. Claridge Marker Walls and Tack Walls are available in a wide range of design options, offering performance, style, and value to suit any situation. Panels butt together for a continuous surface. Choose from LCS, Fabriccork, or Designer Fabric surfaces to match any room and budget.

Call customer service at 1-800-638-2200 for assistance with any custom options not covered in the catalog.

Marker Walls




Features:

- Cover an entire wall, floor-to-ceiling, in heights up to 10'
- Ideal for offices, boardrooms, conference rooms, etc. – any where ideas are shared
- Panels butt together for a continuous writing surface
- Standard installation consists of LCS (Porcelain Enamel Steel Skin) matched butt joints and No. 18 adhesive. (Laminated panels recommended for use on uneven walls.)
- Individual panels available in heights up to 10' and lengths up to 3'11-1/2"
- See page 5 for color options

Number	Description	Price/Sq. Ft.
MW1	LCS Steel Skins with matched butt joints and No. 18 Adhesive	\$14.70
MW2	Mounted LCS panels mounted on 7/16" MDF with moisture barrier back and alum spline joints, No. 1016 trim and 16A Adhesive	\$24.00

Note: If installation to floor is not required, 264 marker tray can be used at bottom of marker walls. Ask about MW1 installations using 272F trim.

Tack Walls



Features:

- Cover an entire wall or work space, floor-to-ceiling, in heights up to 10'
- Ideal for offices, boardrooms, conference rooms, etc. – view lengthy schedules and project planners at a glance
- Standard installation consists of Fabriccork or Designer Fabric with edges wrapped and No. 16A Adhesive.
- For a more finished look, order panels with fabric covered trim, fabric covered H-Bar joints, and fabric covered inside and outside corners
- Panels can be custom-made to fit existing walls
- Individual panels available in heights up to 10' and lengths up to 4'
- See page 16 for Fabriccork and Designer Fabric color options

Number	Description	Price/Sq. Ft.
TW1F	Edge-Wrapped Fabriccork on duracore and 16A Adhesive	\$9.40
TW1D	Edge-wrapped Designer Fabric on duracore and 16A Adhesive	\$12.60
TW2F	Fabriccork on duracore panel, 1016FC fabric covered trim, fabric covered H-Bar and 16A Adhesive	\$14.70
TW2D	Designer Fabric on duracore panel, 1016FC fabric covered trim and H-Bar and 16A Adhesive	\$22.00

Colors & Frame Options_15-16
Aluminum Frame_17
Wood Frame and Edge-
wrapped_18-19
Wood Frame_19-20

Claridge tackboard products are available in a wide range of design options, offering performance, style, and value to suit any situation. Choose from Claridge Cork, Tan Nucork, Fabricork, Designer Fabric, and Hook-Fab surfaces to match any room and budget. Select from a range of aluminum and wood trim options in a variety of colors and finishes.

Call customer service at 1-800-638-2200 for assistance with any custom options not covered in the catalog.



FRAMES: STYLE OPTIONS

Satin Anodized Aluminum



5/8" Face
Mitered Corners
800 Series



5/8" Face
Radius Corners
1200 Series



1-1/4" Face
Mitered Corners
900A Series

Wood: See page 56 for wood finishes



1-3/4" Face
Mitered Corners
900W | 700 Series




1" Face
Mitered Corners
WC



2" Angle Face
Mitered Corners
213 Series



1-7/16" Traditional Face
Mitered Corners
114 Series



1" Bullnose Face
Radius Corners
2600 Series




1-3/4" Flat Face
Radius Corners
2700 Series




2" Concave Face
Mitered Corners
2300 Series

Edge Wrapped



Edge-wrapped
Square Corners
3300 Series



Edge-wrapped
2" Radius Corners
3400 Series

CLARIDGE CORK: COLOR OPTIONS



1108 Mushroom



1109 Buff



1110 Fawn



1100 Tan




1104 Cinnamon




1103 Oyster



1111 Smoke




1113 Steel Gray



1136 Graphite



1132 Black




1117 Salsa




1118 Tangerine



1119 Pineapple




1120 Lettuce



1129 Blueberry

NUCORK




Tan


DESIGNER SERIES FABRICS: COLOR OPTIONS




1684 Noir




1686 Dark Pearl



1689 Wedgewood



1690 Gray Mix



1691 Quartz




1692 Wheat



1694 Blue Topaz



1687 Moleskin




1683 Silver



1697 Mulberry

HOOK-FAB

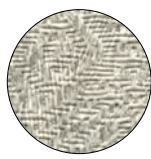


976 Black

FABRICORK: COLOR OPTIONS




KV216 Ecu



KV230 Oyster




KV233 Driftwood




KV237 Curry




KV241 Wheat Straw




KL404 Dorset




KL412 Ancestral



KL483 Downing Stone



KL490 Rectory




KL498 Winthrope




KE510 Runway




KE522 Innocent




KE584 Power



KE591 Counselor




KE592 Gentleman Gray




KB278 Pacific




KB290 Sterling



KB661 Dawn




KB662 Gray



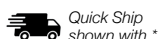
KB664 Antique

800 Series Type CO: 5/8" Face Trim



Designer Fabric, Fabricork and Tan Nucork tackboards weigh approx. 1.25 lbs. per sq. ft.; Claridge Cork tackboards weigh approx. 3 lbs. per sq. ft.

800 Series and 1200 Series tackboards in Fabricork and Designer Fabric are GREENGUARD certified.



Features:

- Choose from Claridge Cork, Designer Fabric, Fabricork, or Tan Nucork. See page 16 for color options.
- Satin anodize aluminum trim
- "Quick Ship" units – in sizes noted – have Tan Nucork tack surface
- Angle clip hangers (Note: We recommend installation using a combination of angle clips and 16A Adhesive)

Options:

- See page 60 for powder coat finish colors. Optional powder coat finishes add \$75 for boards up to 4' x 6' and \$100 for boards 4' x 8' and larger.

Note: Finished size of units is 1/4" larger in height and width than sizes listed.

Size (HxW)	Claridge Cork Number	Price	Designer Fabric Number	Price	Fabricork Number	Price	Tan Nucork Number	Price
18" x 24"	†837CC	\$151	†837D	\$119	†837F	\$108	†837N*	\$109
2' x 3'	†839CC	\$205	†839D	\$143	†839F	\$129	†839N*	\$122
3' x 4'	†840CC	\$340	†840D	\$203	†840F	\$177	†840N*	\$172
4' x 4'	844CC	\$405	844D	\$240	844F	\$205	844N*	\$205
4' x 6'	852CC	\$573	852D	\$328	852F	\$273	852N*	\$278
4' x 8'	858CC	\$754	858D	\$421	858F	\$353	858N*	\$365
4' x 10'	862CC	\$870	862D	\$539	862F	\$463	862N	\$457
4' x 12'	864CC	\$1,011	864D	\$601	864F	\$513	864N	\$505
4' x 16'	866CC	\$1,378	866D	\$938	866F	\$803	866N	\$720

1200 Series: 5/8" Face Trim Radius Corners



Features:

- Choose from Claridge Cork, Designer Fabric, Fabricork, or Tan Nucork. See page 16 for color options.
- Powder coat finish aluminum trim with 3" radius corners
- Intermediate sizes available
- Angle clip hangers (Note: We recommend installation using a combination of angle clips and 16A Adhesive.)

Options: See page 60 for powder coat finish colors.

Size (HxW)	Claridge Cork Number	Price	Designer Fabric Number	Price	Fabricork Number	Price	Tan Nucork Number	Price
2' x 3'	†1261CC	\$209	†1261D	\$180	†1261F	\$164	†1261N	\$143
3' x 4'	†1263CC	\$335	†1263D	\$275	†1263F	\$246	†1263N	\$218
4' x 4'	1264CC	\$406	1264D	\$330	1264F	\$287	1264N	\$248
4' x 6'	1266CC	\$566	1266D	\$457	1266F	\$397	1266N	\$329
4' x 8'	1268CC	\$734	1268D	\$599	1268F	\$509	1268N	\$453
4' x 10'	1270CC	\$986	1270D	\$786	1270F	\$689	1270N	\$597

Designer Fabric, Fabricork, and Tan Nucork tackboards weigh approx. 1.25 lbs. per sq. ft.; Claridge Cork tackboards weigh approx. 3 lbs. per sq. ft.

900A Tackboard: 1-1/4" Face Trim



Features:

- Natural Tan Nucork reinforced with sturdy back panels
- Satin anodize trim
- Keyhole hangers
- 4' x 4' through 4' x 12' sizes stocked for "Quick Ship"

Number	Size (HxW)	Weight	Price
953A	3' x 5'	19 lbs.	\$259
954A	3' x 6'	23 lbs.	\$278
958A *	4' x 4'	20 lbs.	\$236
959A *	4' x 5'	25 lbs.	\$261
960A *	4' x 6'	30 lbs.	\$284
962A *	4' x 8'	40 lbs.	\$408
963A *	4' x 10'	50 lbs.	\$555
964A *	4' x 12'	60 lbs.	\$612



† Can Ship FedEx Ground. All items on this page ship Freight Class 70.

700 Series: 1-3/4" Face Trim



700 Series tackboards in Fabriccork and Designer Fabric are GREENGUARD certified.

Designer Fabric, Fabriccork and Tan Nucork tackboards weigh approximately 1.25 lbs. per sq. ft.; Claridge Cork tackboards weigh 3 lbs. per sq.ft.

Features:

- Choose from tackable surface in Designer Fabric, Fabriccork, Claridge Cork, and Tan Nucork. See page 16 for color options.
- Natural Oak finish trim
- Z-bar clips at top

Options:

- For Medium Oak finish trim, specify and ADD \$14.50. Optional wood finishes shown on page 60. If required, specify and ADD \$68.
- For custom match finish add \$350.
- For optional round corners, add \$53.

Size (HxW)	Claridge Cork Number	Claridge Cork Price	Designer Fabric Number	Designer Fabric Price	Fabriccork Number	Fabriccork Price	Tan Nucork Number	Tan Nucork Price
2' x 3'	† 750CC	\$238	† 750D	\$188	† 750F	\$173	† 750N	\$176
3' x 4'	† 751CC	\$380	† 751D	\$285	† 751F	\$253	† 751N	\$261
4' x 4'	757CC	\$471	757D	\$330	757F	\$289	757N	\$298
4' x 5'	758CC	\$562	758D	\$386	758F	\$334	758N	\$346
4' x 6'	759CC	\$643	759D	\$429	759F	\$368	759N	\$381
4' x 8'	760CC	\$812	760D	\$530	760F	\$445	760N	\$466
4' x 10'	780CC	\$1,015	780D	\$643	780F	\$545	780N	\$558
4' x 12'	782CC	\$1,173	782D	\$729	782F	\$612	782N	\$624

900W Tackboard: 1-3/4" Face Trim



Features:

- Natural Tan Nucork reinforced with sturdy back panels
- Natural Oak finish frame has reinforced corners
- Z-bar clips




Number	Size (HxW)	Weight	Price
953W	3' x 5'	19 lbs.	\$376
954W	3' x 6'	23 lbs.	\$418
958W *	4' x 4'	20 lbs.	\$357
959W	4' x 5'	25 lbs.	\$420
960W *	4' x 6'	30 lbs.	\$436
962W *	4' x 8'	38 lbs.	\$520

3400 Series: Fabric Wrapped Edges, Radius Corners



Features:

- Tackable surface in Designer Fabric; specify color
- Fabric wrapped panels have 2" radius corners
- Eyelet hangers for easy installation



Eyelet hanger

Number	Size (HxW)	Weight	Price
† 3423D	2' x 3'	8 lbs.	\$124
† 3434D	3' x 4'	15 lbs.	\$177
3444D	4' x 4'	20 lbs.	\$244
3446D	4' x 6'	30 lbs.	\$327
3448D	4' x 8'	40 lbs.	\$393

† Can Ship FedEx Ground. All items on this page ship Freight Class 70.

3300 Series: Edge-wrapped Tackboards for Furniture Applications



Features:

- Designer Fabric or Fabricork tackboards are designed to fit almost any manufacturer's hutch, file cabinet, or bookcase
- Use as a tackable surface, for sound absorption, or simply to add color
- Tackable panels have square corners, fabric wrapped edges and are furnished with hook and loop hole hangers

Options:

- Adhesive is recommended for permanent installation
- Customer owned material for vertical surfaces can be used

Number	Size (HxW)	Weight	Price
† 3327D	15" x 27"	6 lbs.	\$112
† 3333D	15" x 33"	8 lbs.	\$112
† 3345D	15" x 45"	10 lbs.	\$152
3357D	15" x 57"	13 lbs.	\$205
3367D	15" x 67"	15 lbs.	\$222
3369D	15" x 69"	18 lbs.	\$222

213 Series: 2" Angle Face Trim with Black Accent



Features:

- Tackable surface in Designer Fabric, Fabricork, and Claridge Cork; see page 16 for color selections
- Specify finish – Natural or Medium Oak
- Full length Z-bar hanger at top

Options:

- See page 60 for wood finish options. If required, specify and ADD \$175.
- For Custom Match finish, specify and ADD \$350.

Size (HxW)	Weight *	Number	Claridge Cork Price	Designer Fabric Price	Fabricork Price
4' x 4'	24 lbs	213	\$1,020	\$940	\$901
4' x 6'	36 lbs	213A	\$1,171	\$1,055	\$997
4' x 8'	48 lbs.	213B	\$1,336	\$1,168	\$1,098
4' x 10'	60 lbs.	213C	\$1,617	\$1,424	\$1,313
4' x 12'	72 lbs	213D	\$1,736	\$1,607	\$1,399

Specify tack surface material after model number: D for Designer Fabric; F for Fabricork; or CC for Claridge Cork.

*Add 1.5 lbs. per sq. ft. for weight of Claridge Cork tackboards.

114 Series: 1-7/16" Face Traditional Style Trim



Features:

- Tackable surface in Claridge Cork, Designer Fabric, and Fabricork
- Specify finish – Natural or Medium Oak
- Z-bar clips

Options:

- See page 60 for wood finish options. If required, specify and ADD \$35.
- For Custom Match finish, specify ADD and add \$350.

Size (HxW)	Weight*	Number	Claridge Cork Price	Designer Fabric Price	Fabricork Price
2' x 3'	8 lbs.	† 114	\$247	\$194	\$182
3' x 4'	15 lbs.	† 114A	\$378	\$268	\$243
4' x 4'	20 lbs.	114B	\$460	\$356	\$322
4' x 6'	30 lbs.	114C	\$629	\$452	\$401
4' x 8'	40 lbs.	114D	\$804	\$543	\$471

Specify tack surface material after model number: D for Designer Fabric; F for Fabricork; or CC for Claridge Cork.

*Add 1.5 lbs. per sq. ft. for weight of Claridge Cork tackboards.

† Can Ship FedEx Ground. All items on this page ship Freight Class 70.

2600 Series: 1" Bullnose Face Trim, Radius Corners



Features:

- Tackable surface available in Designer Fabric, Fabricork, and Claridge Cork
- Specify finish – Natural or Medium Oak wood trim
- Z-bar clips

Options:

- See page 60 for wood finish options. If required, specify and ADD \$40.
- For Custom Match finish, specify and ADD \$350.
- For Z-bar hangers at top of board with rubber bumpers for bottom, add \$8 per lin. ft.

Size (HxW)	Weight	Number	Claridge Cork Price	Designer Fabric Price	Fabricork Price
2' x 3'	8 lbs.	† 2623	\$320	\$268	\$257
3' x 4'	15 lbs.	† 2634	\$442	\$336	\$315
4' x 4'	20 lbs.	2644	\$569	\$427	\$400
4' x 6'	30 lbs.	2646	\$713	\$502	\$460
4' x 8'	40 lbs.	2648	\$865	\$585	\$528

Specify tack surface material after model number: D for Designer Fabric; F for Fabricork; or CC for Claridge Cork.

*Add 1.5 lbs. per sq. ft. for weight of Claridge Cork tackboards.

2700 Series: 1-3/4" Flat Face Trim, Radius Corners



Features:

- Tackable surface in Designer Fabric, Fabricork, and Claridge Cork
- Specify finish – Natural or Medium Oak wood trim
- Z-bar clips

Options:

- See page 60 for wood finish options. If required, specify and ADD \$40.
- For Custom Match finish, specify and ADD \$350.
- For Z-bar hangers at top of board with rubber bumpers for bottom, add \$8 per lin. ft.

Size (HxW)	Weight *	Number	Claridge Cork Price	Designer Fabric Price	Fabricork Price
2' x 3'	8 lbs.	† 2723	\$320	\$268	\$257
3' x 4'	15 lbs.	† 2734	\$442	\$336	\$315
4' x 4'	20 lbs.	2744	\$569	\$427	\$400
4' x 6'	30 lbs.	2746	\$713	\$502	\$460
4' x 8'	40 lbs.	2748	\$865	\$585	\$528

Specify tack surface material after model number: D for Designer Fabric; F for Fabricork; or CC for Claridge Cork.

*Add 1.5 lbs. per sq. ft. for weight of Claridge Cork tackboards.

2300 Series: 2" Concave Face, Ebony Trim



Features:

- Designer Fabric tackable surface; see page 16 for color choices
- 2" Concave face with radius edge
- Ebony Frame is 1-3/4" deep
- Steel hangers at top and bottom

Options:

- For optional Embroidered Logo, call for price.
- See page 60 for other woods and finishes.

Number	Size (HxW)	Weight	Price
† 2323D	2' x 3'	9 lbs.	\$448
† 2334D	3' x 4'	18 lbs.	\$559
2344D	4' x 4'	24 lbs.	\$654
2346D	4' x 6'	36 lbs.	\$795
2348D	4' x 8'	48 lbs.	\$927


† Can Ship FedEx Ground. All items on this page ship Freight Class 70.

COMBINATION BOARDS

Aluminum Frame_21
Wood Frame_22



LCS Deluxe Combo: 5/8" Face Trim




Features:

- White porcelain enamel markerboard writing surface on the left; natural tan cork tack surface on the right
- Full length marker tray, map rail with cork insert, and 2 map hooks
- Satin anodize aluminum trim
- Angle clip hangers
- 4 assorted LCS Markers and 1 microfiber eraser cloth
- "Quick Ship" sizes indicated

Number	Size (HxW)	Weight	Price
LCS5034 *	3' x 4'	29 lbs.	\$418
LCS5044 *	4' x 4'	39 lbs.	\$472
LCS5046 *	4' x 6'	59 lbs.	\$617
LCS5048	4' x 8'	78 lbs.	\$790
LCS5410	4' x 10'	98 lbs.	\$949
LCS5412	4' x 12'	118 lbs.	\$1,089

 Quick Ship
shown with *

800 Series Type BR/BL: 5/8" Face Trim



Shown with Optional Powder Coat Finish

Type BR/BL units with Fabricork and Designer Fabric weigh approx. 2 lbs. per sq. ft.; Claridge Cork, approx. 3 lbs. per sq. ft.

To specify the writing surface portion, add L or V after the number: L for LCS Markerboard, V for Chalkboard

To select tack surface add N, D, F, or CC after the writing surface suffix: N for Tan Nucork, D for Designer Fabric, F for Fabricork, CC for Claridge Cork

Note: Finished size of units is 1/4" larger in height and width than sizes listed. If exact overall size required, specify when ordering.

Features:

- Type BR/BL Combination features porcelain enamel steel markerboard or chalkboard writing surface and your choice of Tan Nucork, Fabricork, Designer Fabric, or Claridge Cork tack surface
- Specify width of writing surface and whether it is on the right or the left. Type BR has the bulletin board on the right; Type BL has bulletin board on the left.
- Satin anodize aluminum trim
- Full length accessory tray, map rail with cork insert, and map hooks
- Angle clip hangers (Note: For permanent installation we recommend using a combination of 16A Adhesive and angle clips.)

Options:

- See page 60 for powder coat finish colors. Optional powder coat finishes add \$113 for boards up to 4' x 6' and \$156 for boards 4' x 8' and larger.

Number	Size	Claridge Cork	Designer Fabric	Fabricork	Tan Nucork
864	4' x 4'	\$552	\$485	\$470	\$468
868	4' x 6'	\$710	\$611	\$583	\$573
872	4' x 8'	\$929	\$788	\$754	\$744
876	4' x 10'	\$1,126	\$960	\$923	\$914
880	4' x 12'	\$1,336	\$1,115	\$1,062	\$1,049
884	4' x 16'	\$1,691	\$1,456	\$1,375	\$1,397

† Can Ship FedEx Ground. All items on this page ship Freight Class 70.

800 Series Type C: 5/8" Face Trim



Type C units with Fabriccork and Designer Fabric weigh approx. 2 lbs. per sq. ft.; Claridge Cork, approx. 3 lbs. per sq. ft.

To specify the writing surface portion, add L or V after the number: L for LCS Markerboard, V for Chalkboard

To select tack surface add N, D, F, or CC after the writing surface suffix: N for Tan Nucork, D for Designer Fabric, F for Fabriccork, CC for Claridge Cork

Note: Finished size of units is 1/4" larger in height and width than sizes listed. If exact overall size required, specify when ordering.

Features:

- Type C Combinations feature tackboard on both sides of porcelain markerboard or chalkboard. Tack surface in Tan Nucork, Fabriccork, Designer Fabric, or Claridge Cork
- Specify type and color of writing surface, type and color of tack surface, and width of tackboard portion
- Satin anodize aluminum trim
- Full length accessory tray, map rail with cork insert, and 2 map hooks
- Angle clip hangers (Note: For permanent installation we recommend using a combination of 16A Adhesive and angle clips.)

Options:

- See page 60 for powder coat finish colors. Optional powder coat finishes add \$113 for boards up to 4' x 6' and \$156 for boards 4' x 8' and larger.

Number	Size	Claridge Cork	Designer Fabric	Fabriccork	Tan Nucork
888	4' x 8'	\$969	\$830	\$795	\$786
892	4' x 10'	\$1,139	\$981	\$943	\$935
896	4' x 12'	\$1,350	\$1,135	\$1,085	\$1,071
899	4' x 16'	\$1,724	\$1,471	\$1,401	\$1,396

LCS Deluxe Combo: 1-3/4" Face Trim



Features:

- White porcelain enamel markerboard writing surface on the left; natural tan cork tack surface on the right
- Natural Oak finish perimeter trim and marker tray
- Z-bar clips
- 4 Assorted LCS Markers and 1 microfiber eraser cloth

Options:

- For Medium Finish Oak frame, specify ADD and add \$14.50. Other optional wood finishes shown on page 60. If required, specify ADD and add \$77.

Number	Size (HxW)	Weight	Price
LCS1044	4' x 4'	32 lbs.	\$463
LCS1046	4' x 6'	48 lbs.	\$599
LCS1048	4' x 8'	64 lbs.	\$719

210 Series Combo: 2" Angle Face Trim with Black Accent



*For Claridge Cork combos add approx. 1.5 lbs. per sq. ft.

To specify the writing surface portion, add L or V after the number: L for LCS Markerboard, V for Chalkboard

To select tack surface add D, F, or CC after the writing surface suffix: D for Designer Fabric, F for Fabriccork, CC for Claridge Cork

Example: For combos with chalkboard and Claridge Cork, use a V after the product number and specify the colors: 4' x 8' - 210GVCC No. 500 Green, No. 1100 Tan.

All items on this page ship Freight Class 70.

Features:

- Porcelain enamel steel markerboard or chalkboard writing surface and Fabriccork, Designer Fabric, or Claridge Cork tack surface
- Natural or Medium Oak finish frame
- Full length Z-bar hanger at top
- Specify type and color of writing surface, type and color of tack surface, width of tackboard portion and whether it is on the right or left side

Options:

- See page 60 for wood finish options. If required, specify and ADD \$175.
- For Custom Match finish, specify ADD and add \$350.

Size	Weight	Number	Claridge Cork	Designer Fabric	Fabriccork
4' x 4'	44 lbs.	210E	\$1,209	\$1,172	\$1,155
4' x 6'	66 lbs.	210F	\$1,373	\$1,313	\$1,284
4' x 8'	88 lbs.	210G	\$1,632	\$1,551	\$1,513
4' x 10'	110 lbs.	210H	\$2,022	\$1,941	\$1,882
4' x 12'	132 lbs.	210K	\$2,222	\$2,123	\$2,046

MOBILE BOARDS

Premiere & T-Leg_23
Deluxe Mobiles_24
MLC405 & Space Savers_24



Premiere Series Reversible Mobile Board



Features:

- Porcelain enamel steel dry-erase markerboard; MLC non-magnetic melamine markerboard; or a combination with markerboard writing surface one side and Tan Nucork on the other side; also available with chalkboard
- Substantially constructed with either satin anodize aluminum frame or Natural Oak finish wood frame
- Panel revolves horizontally; metal locking device holds board at desired angle
- 2 locking and 2 non-locking 2" casters furnished
- Overall height is 74-1/2".

Options:

- Floor glides or 4 non-locking casters
- For Medium Oak, specify and ADD \$46. Optional wood finishes shown on page 60; if required, specify and ADD \$150.

Description	Size (HxW)	Weight	Aluminum	Price	Wood	Price
White LCS	4' x 6'	100 lbs.	LCS56	\$1,395	LCS54	\$1,416
both sides	3'6" x 5'	75 lbs.	LCS55	\$1,229	LCS53	\$1,246
	3' x 4'	50 lbs.	LCS155	\$993	LCS153	\$1,001
LCS 1 side	4' x 6'	100 lbs.	LCS69	\$1,184	LCS59	\$1,203
Tan Cork other	3'6" x 5'	75 lbs.	LCS67	\$1,096	LCS58	\$1,124
	3' x 4'	50 lbs.	LCS167	\$962	LCS158	\$950
White MLC	4' x 6'	70 lbs.	MLC56	\$1,244	MLC54	\$1,023
both sides	3'6" x 5'	60 lbs.	MLC55	\$1,001	MLC53	\$945
	3' x 4'	40 lbs.	MLC155	\$901	MLC153	\$849
MLC 1 side	4' x 6'	70 lbs.	MLC69	\$1,209	MLC59	\$1,140
Tan Cork other	3'6" x 5'	60 lbs.	MLC67	\$945	MLC58	\$950
	3' x 4'	50 lbs.	MLC167	\$901	MLC158	\$859

Premiere Series 8-foot Reversible Mobile Board



Features:

- LCS both sides
- 4' high x 8' wide panel
- Call for more information

Number	Size (HxW)	Weight	Price
LCS248	4' x 8'	134 lbs.	\$2,026

490 T-Leg Mobile Markerboard



Features:

- LCS porcelain enamel steel writing surface both sides
- Overall Height 72"
- Black powder coat finish aluminum frame
- Casters included for easy mobility

Number	Size (HxW)	Weight	Price
490	66" x 30"	160 lbs.	\$1,720

All items on this page ship Freight Class 85.

Deluxe Two-sided Mobile Board



Features:

- White LCS markerboard or Green or Black porcelain chalkboard
- Double-sided panel is mounted on heavy, rigid aluminum standards (panel does not revolve)
- Upright posts and cross pieces are 1-1/2" x 2" rectangular tubing; full length accessory tray is 2-1/2" wide. Overall height is 75-1/2".
- 2 locking and 2 non-locking 3" casters furnished; can be nested to conserve space

Description	Number	Size (HxW)	Weight	Price
White LCS	48LW	4' x 6'	135 lbs.	\$2,558
both sides	48-8LW	4' x 8'	180 lbs.	\$3,003
Green Chalkboard	48VG	4' x 6'	135 lbs.	\$2,558
both sides	48-8VG	4' x 8'	180 lbs.	\$3,003
Black Chalkboard	48VB	4' x 6'	135 lbs.	\$2,558
both sides	48-8VB	4' x 8'	180 lbs.	\$3,003

Deluxe Series Revolving Two-sided Mobile Board



Features:

- Porcelain writing surface in LCS markerboard or porcelain chalkboard
- Panel is mounted on heavy, rigid aluminum standards and revolves on 2 pins in a horizontal plane.
- Upright posts and cross pieces are 1-1/2" x 2" rectangular tubing; full length accessory tray is 2-1/2" wide. Overall height is 75-1/2".
- Moves easily on carpet casters and can be stacked to conserve space
- Available with markerboard or chalkboard one side with Tan Cork on the opposite side

Description	Number	Size (HxW)	Weight	Price
White LCS	146BL	4' x 5'	192 lbs.	\$2,424
both sides	146CL	4' x 6'	214 lbs.	\$2,639
	146EL	4' x 8'	272 lbs.	\$3,080
Green Chalkboard	146BV	4' x 5'	192 lbs.	\$2,424
both sides	146CV	4' x 6'	214 lbs.	\$2,639
	146EV	4' x 8'	272 lbs.	\$3,080

MLC405 Presentation Easel



Features:

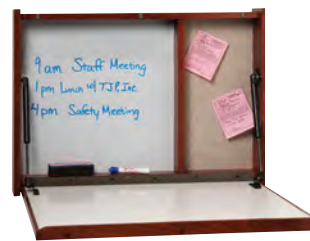
- Lightweight aluminum easel with white MLC Melamine markerboard
- Telescoping legs with 3 height adjustments – from 36" for table top use – to 72"
- Spring-loaded chart clamp holds paper pads for flipchart use
- 4 Assorted LCS markers and 1 microfiber eraser cloth

Options:

- Easel Pads 27" x 34", punched 17-1/2" on center – 50 sheets per pad – 4 pads per carton. If required, specify ESP27x34 ADD and add \$114.

Number	Size (HxW)	Weight	Price
† MLC405	35" x 28"	12 lbs.	\$448

Space Saver Desk



Features:

- Space Saver Desk's dual-purpose design provides ample working area when needed while saving valuable space when not in use.
- Closed, Space Saver is a wall mounted porcelain markerboard; open, it is a desk, a markerboard, and a tackboard
- Overall size is 30" x 21-1/2" x 4"; desktop writing surface is 27" x 19"; back panel features a 19" x 18" markerboard writing surface on the left with a 2" deep accessory tray, and a 9" x 18-1/2" tackboard on right
- Pneumatic cylinders provide support and insure ease in opening and closing
- Desk secures to wall using keyhole hangers

Options:

- Laminate front and/or desktop surface in lieu of markerboard

Description	Number	Weight	Price
Oak Natural	1001N	34 lbs.	\$1,341
Oak Medium	1001M	34 lbs.	\$1,341
Mahogany Stain	1001MS	34 lbs.	\$1,416
Cherry	1001CH	34 lbs.	\$1,399
Maple	1001MA	34 lbs.	\$1,384
Ebony	1001EB	34 lbs.	\$1,447

† Can Ship FedEx Ground. All items on this page ship Freight Class 85.

SLIDING UNITS & MODULARS

Custom built Horizontal and Vertical Sliding Units – offer ideal visual communication solutions when large visual display surfaces are required but space is limited. Sliding units provide optimum display surfaces within easy reach of the instructor/moderator for teaching, conferences, and training. Constructed with panels that slide from side to side or top to bottom, doubling, tripling, or even quadrupling available space. Select from a variety of display surfaces for sliding panels and back panels.

Horizontal Sliding Units



Optional Panels – In lieu of LCS

Porcelain Chalkboard	Add \$1.80 per sq. ft.
Claridge Cork, Fabricork, Designer Fabric	Add \$3.06 per sq. ft.
Glass Beaded Projection Screen (Maximum without seam – 60")	Add \$7.62 per sq. ft.
Units with no back panels	Deduct \$8.40 per sq. ft.
Tan Nucork	Deduct \$3.46 per sq. ft.

Optional Frame Finishes – in lieu of satin anodize

Medium or Dark Bronze Anodize	
2-Track Unit	ADD \$1,617
3- or 4-Track Unit	ADD \$1,947
Powder Coat Finish	
2-Track Unit	ADD \$786
3- or 4-Track Unit	ADD \$1,208

Features:

- Porcelain enamel steel markerboard sliding panels and back panel; satin anodize finish aluminum frame and housing
- Top-suspended sliding panels glide easily over aluminum track on nylon rollers
- Standard installations consist of sliding panels and fixed back panel (2 track units up to 12' have 2 sliding panels; 14' has 3; and 16' to 24' units have 4)
- 3 and 4-track units have 1 sliding panel per track. Panels cover approximately one-half of the unit
- 2-track units weigh approximately 6-1/2 lbs. per sq. ft., 4-track units weigh approximately 11-1/2 lbs. per sq. ft.

Option:

- For extra sliding panels, add \$350 for each additional LCS panel required. If other type of panel is required, add \$350 PLUS the adds shown at left.

Note: These prices do not apply to extra panels ordered separately – only when furnished with the original order. When extra panels are required at a later date, contact us for price.

Size (HxW)	Number	2-Track	Number	3-Track	Number	4-Track
4' x 6'	HS46-2	\$2,962	HS46-3	\$4,205	HS46-4	\$4,711
4' x 8'	HS48-2	\$3,406	HS48-3	\$4,871	HS48-4	\$5,498
4' x 10'	HS410-2	\$3,923	HS410-3	\$5,591	HS410-4	\$6,291
4' x 12'	HS412-2	\$4,444	HS412-3	\$6,348	HS412-4	\$7,185
4' x 14'	HS414-2	\$5,665	HS414-3	\$8,125	HS414-4	\$9,224
4' x 16'	HS416-2	\$5,987	HS416-3	\$8,468	HS416-4	\$9,348
4' x 20'	HS420-2	\$7,147	HS420-3	\$9,978	HS420-4	\$11,311
4' x 24'	HS424-2	\$8,073	HS424-3	\$11,230	HS424-4	\$12,754

Vertical Sliding Units



Optional Power Coat and Color Anodize finishes are available; call for pricing.

Optional Panels – In lieu of LCS

Porcelain Chalkboard	Add \$1.90 per sq. ft.
Claridge Cork, Fabricork, Designer Fabric, or Hook-Fab	Add \$1.86 per sq. ft.
Projection Screen, Flexible Matte White	Add \$7.88 per sq. ft.
Units with no back panels	Deduct \$14.50 per sq. ft.

Kick panels are not furnished. If required, add as follows:

Fabricork vinyl on hardboard	Add \$9.58 per sq. ft.
Oak or Walnut grained finish	Add \$5.84 per sq. ft.

Features:

- Heavy-duty aluminum housing, trim and panel edging are extruded aluminum with satin anodize finish
- Floor and wall mounted (panels on wall mounted units slide from sill or tray to top of unit; panels on floor mounted units slide from floor to top of unit)
- Balanced, lightweight, panel construction provides needed rigidity and eliminates to and fro movement when panels are in use
- One, two or three 7/8" thick sliding panels (2-panel housing is 6-1/2" deep; face is 4")
- Prices reflect LCS markerboard back panel and sliding panels. See adds for optional panels to the left

Floor Mounted Verticals

Size (HxW)	1-Sliding Panel Number	Price	2-Sliding Panels Number	Price	3-Sliding Panels Number	Price
10' x 4'	410CS-1	\$4,986	410CS-2	\$7,391	410CS-3	\$9,818
10' x 6'	610CS-1	\$5,632	610CS-2	\$8,134	610CS-2	\$11,022
10' x 8'	810CS-1	\$6,198	810CS-2	\$9,219	810CS-3	\$12,137
10' x 10'	1010CS-1	\$6,993	1010CS-2	\$10,302	1010CS-3	\$13,685
10' x 12'	1210CS-1	\$7,616	1210CS-2	\$11,148	1210CS-3	\$14,786
10' x 16'	1610CS-1	\$8,999	1610CS-2	\$13,209	1610CS-3	\$17,445

Wall Mounted Verticals

Size (HxW)	1-Sliding Panel Number	Price	2-Sliding Panels Number	Price	3-Sliding Panels Number	Price
8' x 4'	48CSW-1	\$4,986	48CSW-2	\$7,391	48CSW-3	\$9,818
8' x 6'	68CSW-1	\$5,632	68CSW-2	\$8,134	68CSW-3	\$11,022
8' x 8'	88CSW-1	\$6,198	88CSW-2	\$9,219	88CSW-3	\$12,137
8' x 10'	108CSW-1	\$6,993	108CSW-2	\$10,302	108CSW-3	\$13,685
8' x 12'	128CSW-1	\$7,616	128CSW-2	\$11,148	128CSW-3	\$14,786
8' x 16'	168CSW-1	\$8,999	168CSW-2	\$13,209	168CSW-3	\$17,445

All items on this page ship Freight Class 70.

MOD2 Units: Modular Markerboard or Chalkboard




Features:

- Porcelain enamel writing surface in either markerboard and chalkboard
- Map rail, tray and trim are satin anodize aluminum

Number	Panel	Size (HxW)	Weight	Price
MOD2L-3	LCS	3' x 4'	42 lbs.	\$443
MOD2L-4	LCS	4' x 4'	56 lbs.	\$520
MOD2L-6	LCS	4' x 6'	84 lbs.	\$717
MOD2L-8	LCS	4' x 8'	112 lbs.	\$887
MOD2V-3	Chalkboard	3' x 4'	42lbs.	\$443
MOD2V-4	Chalkboard	4' x 4'	56 lbs.	\$520
MOD2V-6	Chalkboard	4' x 6'	84 lbs.	\$717
MOD2V-8	Chalkboard	4' x 8'	112 lbs.	\$887

MOD1 Units: Modular Combination Boards



Features:

- 36" Markerboard or Chalkboard with 12" Tackboard above
- Satin anodize aluminum trim

Number	Panel	Size (HxW)	Weight	Price
MOD1L-4	LCS/Cork	4' x 4'	56 lbs.	\$567
MOD1L-6	LCS/Cork	4' x 6'	84 lbs.	\$888
MOD1L-8	LCS/Cork	4' x 8'	112 lbs.	\$1,072
MOD1V-4	CB/Cork	4' x 4'	56 lbs.	\$567
MOD1V-6	CB/Cork	4' x 6'	84 lbs.	\$888
MOD1V-8	CB/Cork	4' x 8'	112 lbs.	\$1,072

MOD3 Units: Modular Bulletin Boards

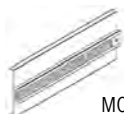


Features:

- Tackboard available in Claridge Cork, Fabricork, or Designer Fabric. Specify material and color.
- Satin anodize aluminum trim

Number	Panel	Size (HxW)	Weight	Price
† MOD3C-3	Claridge Cork	3' x 4'	36 lbs.	\$371
MOD3C-4	Claridge Cork	4' x 4'	48 lbs.	\$459
MOD3C-6	Claridge Cork	4' x 6'	72 lbs.	\$665
MOD3C-8	Claridge Cork	4' x 8'	96 lbs.	\$845
† MOD3F-3	Fabricork	3' x 4'	18 lbs.	\$281
MOD3F-4	Fabricork	4' x 4'	24 lbs.	\$339
MOD3F-6	Fabricork	4' x 6'	36 lbs.	\$495
MOD3F-8	Fabricork	4' x 8'	48 lbs.	\$600
† MOD3D-3	Designer Fabric	3' x 4'	18 lbs.	\$327
MOD3D-4	Designer Fabric	4' x 4'	24 lbs.	\$397
MOD3D-6	Designer Fabric	4' x 6'	36 lbs.	\$581
MOD3D-8	Designer Fabric	4' x 8'	48 lbs.	\$683

Modular Boards & Wall Standards




MOD5 - Utility Rail



MOD4 - Tack Strip



MOD11 - Wall Standards



MOD6 - Peg Board

Features:

Modular Boards and Accessories

- MOD4 tackboard with aluminum trim
- MOD5 aluminum utility rail. Accepts map hooks, roller brackets and flag holders
- MOD6 pegboard. Holes punched 1" O.C. Aluminum trim

Modular Wall Standards – Single (MOD11S) & Double (MOD11D)

- 72" Aluminum wall standards
- Fasten directly to the wall on 4'0" centers
- Standards are normally erected 14" from floor

Note: Order 1 standard more than NUMBER of units to be placed end to end. Example: If 3 units are to be grouped, order 4 standards.

Number	Size (HxW)	Weight	Price
† MOD4	16" x 48"	18 lbs.	\$233
† MOD5	3" x 48" x 1"	4 lbs.	\$89
MOD6	48" x 48"	34 lbs.	\$323
Number	Size (HxW)	Weight	Price/linear ft.
† MOD11S	Single	6 lbs.	\$8.25
† MOD11D	Double	6 lbs.	\$14.00

† Can Ship FedEx Ground. All items on this page ship Freight Class 70.

GLASS DOOR CABINETS

Aluminum Frame_27-32

Wood Frame_32-33

Freestanding_33

Note: A \$450 NET minimum charge applies on all orders for color anodized trim.

Provide an avenue for information, directions, announcements, or a display for photos or artwork, wherever it is needed with glass enclosed or open face, wall-hung or freestanding bulletin and directory board cabinets. Select a tackable back panel in a coordinating or complementary color for posting bulletins or a grooved vinyl or felt back panel for use with directory letters. Available in wood and aluminum frames.



Imperial Series: Bulletin Board & Directory Cabinet



Features:

- Constructed of heavy-gauge satin anodize aluminum
- Combination units have narrow H-bar divider between the letter panel and the bulletin board panel
- Tackable back panels in Claridge Cork, Fabricork, or Designer fabric. See page 16 for color selections.
- Directory back panels are grooved felt or vinyl. See page 33 for color selections
- 2 sliding 3/16" tempered glass doors with finger pulls and flat key tumbler lock
- Bulletin and Directory Cabinets are 3-1/4" overall; inside depth is 1-1/2"
- Units with header panels have 6" translucent Plexiglas header (specify name)
- Z-bar hangers

Option:

- For Medium or Dark Bronze Anodize in lieu of Satin, specify Imperial BA ADD and add \$1,069.
- For powder coat finish in lieu of Satin, specify Imperial PC ADD and add \$214.
- For Lights, specify Imperial Light ADD and add \$515
- Roman style directory letters (see page 53 for sizes available)

Size (HxW)	Weight	Bulletin Board Price	Bulletin Board with Header Price	Directory/Bulletin Combo Board Price	Directory Number Price	Directory with Header Price
36" x 48"	80 lbs.	294	\$1,518	300	\$1,549	290VF \$1,632
36" x 60"	100 lbs.	295	\$1,738	301	\$1,802	281VF \$1,815
36" x 72"	120 lbs.	296	\$1,876	302	\$1,962	282VF \$1,967
48" x 60"	135 lbs.	297	\$1,869	303	\$1,942	283VF \$2,045
48" x 72"	160 lbs.	298	\$2,056	304	\$2,141	284VF \$2,179
						285VF \$1,604
						286VF \$1,878
						287VF \$2,130
						288VF \$2,143
						289VF \$2,256

Universal: Bulletin Board & Directory Cabinet



Features:

- Tackable back panels in Claridge Cork, Fabricork, or Designer Fabric. See page 16 for color selections.
- Felt and vinyl directory back panels are grooved on 1/4" centers; see page 33 for color selection.
- Frames and all structural members are satin anodize aluminum; overall cabinet depth is 3"; inside depth 1-15/16"
- Three 3/16" tempered glass doors with piano hinges and flat key tumbler locks
- Z-bar hangers

Options:

- For Medium or Dark Bronze Anodize in lieu of Satin, specify Universal BA ADD and add \$1069.
- For powder coat finish in lieu of Satin, specify Universal PC ADD and add \$317.
- For Light, specify Light ADD and add \$289 PER DOOR.
- See page 53 for Roman Style letters and letter boxes

Size (HxW)	Weight	Bulletin Board Back Panel Price	Directory Center/Bulletin Board Both Sides Price
36" x 72"	159 lbs.	1846 \$2,144	1826 \$2,115
48" x 72"	177 lbs.	1847 \$2,317	1827 \$2,347

All items on this page ship Freight Class 100.

Revere Series: Bulletin Board Cabinet



Note: For Fabricork, Designer Fabric, or Hook-Fab, specify material and color and use Claridge Cork price.

Recessed installation is optional – provide exact (finished) opening measurements into which the unit will be placed. Cabinets made 1/2" smaller in each direction for easy fit.

Features:


- Tackable back panels in Tan Nucork, Claridge Cork, Fabricork, Designer Fabric, or Hook-Fab. See page 16 for color selections.
- Constructed with 1" x 3" hollow tube perimeter in satin anodize finish
- Cabinets have hinged door(s) with 3/16" tempered glass, continuous piano-type hinges and flat key tumbler locks
- Dimensions given are overall, including trim and housing; inside depth is 1-3/4"
- Z-bar hangers

Options:

- For lights, specify Light ADD and add \$289 PER DOOR.
- For Medium or Dark Bronze Anodize finish in lieu of Satin, specify Revere BA ADD and add \$1069.
- For powder coat finish in lieu of Satin, specify Revere PC ADD and add \$368.
- For round corner design in lieu of square corners, specify Revere RC ADD and add \$84.
- Intermediate sizes available
- For heights over 4' (4'6" maximum recommended), specify Revere Extra Height ADD and add \$184.

Size (HxW)	Weight	No. Doors	Claridge Cork	Price	Tan Nucork	Price
3' x 2'	42 lbs.	1	† 3520BCC	\$901	3520BN	\$858
3' x 2'6"	45 lbs.	1	† 3620BCC	\$1,043	3620BN	\$935
3' x 3'	50 lbs.	1	3820BCC	\$1,078	3820BN	\$960
3'6" x 3'	58 lbs.	1	3920BCC	\$1,209	3920BN	\$1,103
3' x 4'	66 lbs.	2	4120BCC	\$1,388	4120BN	\$1,269
4' x 4'	88 lbs.	2	4020BCC	\$1,603	4020BN	\$1,455
3'6" x 5'	96 lbs.	2	4220BCC	\$1,739	4220BN	\$1,542
4' x 5'	110 lbs.	2	4320BCC	\$1,805	4320BN	\$1,608
4' x 6'	144 lbs.	2	4420BCC	\$1,987	4420BN	\$1,750
4' x 8'	248 lbs.	4	4620BCC	\$3,317	4620BN	\$3,012
4' x 10'	310 lbs.	4	4820BCC	\$3,938	4820BN	\$3,557
4' x 12'	372 lbs.	4	5020BCC	\$4,520	5020BN	\$4,064

541 & 544 Directory Cabinet



Features:

- Directory Cabinets have vinyl or felt back panels, grooved on 1/4" centers
- See page 33 for color selections
- Constructed with 1" x 3" hollow tube perimeter in satin anodize finish
- Cabinets have hinged door with 3/16" tempered glass, continuous piano-type hinges, and flat key tumbler lock
- Dimensions given are overall, including trim and housing; inside depth is 1-3/4"
- Z-bar hangers

Options:

- For Medium or Dark Bronze Anodize finish in lieu of Satin, specify 541 BA ADD or 544 BA ADD and add \$1069.

- For lights, specify Light ADD and add \$289 PER DOOR.
- For powder coat finish in lieu of Satin, specify 541 PC ADD and add \$244 or 544 PC ADD and add \$371.
- Roman style directory letters

Number	No. Doors	Size (HxW)	Weight	Price
† 541VF	1	24" x 36"	45 lbs.	\$1,027
† 541AVF	1	30" x 36"	56 lbs.	\$1,088
541CVF	1	36" x 36"	68 lbs.	\$1,146
541DVF	1	36" x 42"	80 lbs.	\$1,282
544AVF	2	36" x 48"	80 lbs.	\$1,668
544BVF	2	36" x 60"	100 lbs.	\$1,907
544CVF	2	48" x 60"	120 lbs.	\$2,532
544DVF	3	48" x 72"	150 lbs.	\$3,055

Rival: Bulletin Board Cabinet



Shown with optional bronze anodize finish

Features:

- Tan Nucork tackable back panel
- Cabinet has satin anodize finish aluminum frame; outside depth is 1-15/16"; inside depth 3/4"
- 3/16" tempered glass door with piano-type hinge and flat key tumbler lock
- Z-bar hangers

Options:

- For Medium or Dark Bronze Anodize finish in lieu of Satin, specify Rival BA ADD and add \$713.

- For powder coat finish in lieu of Satin, specify Rival PC ADD and add \$124.

Number	Size (HxW)	Weight	Price
† 363	24" x 18"	25 lbs.	\$687
† 365	36" x 24"	40 lbs.	\$797
† 366	36" x 30"	45 lbs.	\$844
367	42" x 30"	60 lbs.	\$895

† Can Ship FedEx Ground. All items on this page ship Freight Class 100.

Contemporary Series: Bulletin Board Cabinet



Note: Recessed installation is optional. If required, provide finished opening measurements into which the unit will be placed. Cabinet will be made 1/2" smaller in each direction for easy fit.

Features:

- Perimeter trim is 1-1/2" x 3" heavy-gauge rectangular aluminum with satin anodize finish; inside depth is 1-3/4"
- Tackable back panels can be Claridge Cork, Fabricork, Designer Fabric, or Hook-Fab; see page 16 for color selections.
- 3/16" tempered sliding glass doors have ground-in finger pulls; hinged doors are hung on piano hinges. Both have flat key tumbler locks
- Cabinets with header have 6" translucent Plexiglas header panel; specify name
- Z-bar hangers for surface mounting
- Dimensions are overall, including trim

Options:

- For lights, specify Light ADD and add \$289 PER DOOR.
- For Medium or Dark Bronze Anodize finish in lieu of Satin, specify Contemporary BA ADD and add \$1069.
- For powder coat finish in lieu of Satin, specify Contemporary PC ADD and add \$390.
- Cabinets with 4" housing in lieu of 3" – call for pricing
- Weatherproofing on hinged door cabinets – call for pricing
- For grooved Vinyl or Felt directory in lieu of tackable panel, specify Contemporary VF ADD and add \$3.75 per sq. ft.
- Intermediate sizes available
- For Heights over 4' (4'6" maximum recommended), specify Contemporary Extra Height ADD and add \$191.

Size (HxW)	Weight	No. Doors **	Hinged Door	Sliding Door *	Hinged w/Header	Sliding w/Header *
3' x 2'	42 lbs.	1	† 2035 \$867	2035S \$1,314	3035H \$1,359	3035S \$1,692
3' x 2'6"	45 lbs.	1	† 2036 \$1,000	2036S \$1,504	3036H \$1,526	3036S \$1,872
3' x 3'	54 lbs.	1	† 2037 \$1,059	2037S \$1,533	3037H \$1,580	3037S \$1,943
3'6" x 2'6"	53 lbs.	1	2038 \$1,037	2038S \$1,539	3038H \$1,552	3038S \$1,912
3'6" x 3'	63 lbs.	1	2039 \$1,130	2039S \$1,629	3039H \$1,651	3039S \$2,040
4' x 4'	96 lbs.	2	2040 \$1,769	2040S \$2,150	3040H \$2,189	3040S \$2,338
3' x 4'	72 lbs.	2	2041 \$1,528	2041S \$1,673	3041H \$1,949	3041S \$2,088
3'6" x 5'	105 lbs.	2	2042 \$1,869	2042S \$2,022	3042H \$2,314	3042S \$2,442
4' x 5'	120 lbs.	2	2043 \$1,946	2043S \$2,140	3043H \$2,391	3043S \$2,579
4' x 6'	144 lbs.	2	2044 \$2,159	2044S \$2,335	3044H \$2,724	3044S \$2,820
4' x 8'	256 lbs.	4	2046 \$3,404	2046S \$3,567	3046H \$4,450	3046S \$4,107
4' x 10'	320 lbs.	4	2048 \$4,130	2048S \$4,203	3048H \$5,145	3048S \$4,617
4' x 12'	384 lbs.	4	2050 \$4,474	2050S \$4,601	3050H \$5,611	3050S \$5,283

*Sliding door units with more than 2 doors will have mullion(s).

**Sliding door units through 4' x 6' size have 1 PAIR of doors; larger sizes have 2 PAIR.

Classic Series: Bulletin Board Cabinet



Features:

- Radius edge cabinet is constructed of 1-1/2" x 3" hollow tube perimeter trim with satin anodize finish; inside depth is 1-3/4"
- Tackable back panels can be Claridge Cork, Fabricork, or Designer Fabric. See page 16 for color selections.
- 3/16" tempered glass doors have continuous hinges and flat key tumbler locks
- Z-bar hangers

Options:

- For lights, specify Light ADD and add \$289 PER DOOR.
- For Medium or Dark Bronze Anodize finish in lieu of Satin, specify Classic BA ADD and add \$1069.
- For powder coat finish in lieu of Satin, specify Classic PC ADD and add \$346.

Number	No. Doors	Size (HxW)	Weight	Price
† 1021	1	3' x 2'	45 lbs.	\$915
† 1022	1	3' x 3'	64 lbs.	\$1,134
1023	2	3' x 4'	86 lbs.	\$1,556
1024	2	4' x 4'	116 lbs.	\$1,694
1025	2	4' x 5'	148 lbs.	\$1,929
1026	2	4' x 6'	178 lbs.	\$2,132
1028	4	4' x 8'	232 lbs.	\$3,426
1029	4	4' x 10'	290 lbs.	\$4,287
1030	4	4' x 12'	348 lbs.	\$4,595

EPH Header Panel



Features:

- Optional 6" Plexiglas header panel available on most hinged door cabinets
- Includes six letters per foot; sold in 6" increments.

Note: A separate header panel is furnished above each door on cabinets with more than 1 opening.

Number	Price per linear ft.
EPH	\$43.00

† Can Ship FedEx Ground. All items on this page ship Freight Class 100.

Large Contemporary Series: Bulletin Board Cabinet



Features:

- Heavy-gauge rectangular aluminum housing with satin anodize finish in 1-1/2" x 3" or 1-3/4" x 4"; inside depth of 3" cabinet is 1-3/4"; inside depth of 4" cabinet is 2-3/4"
- Mitered corners are reinforced for rigidity
- Tackable back panels in Claridge Cork, Fabricork, Designer Fabric, or Hook-Fab. See page 16 for color selections.
- Locking tempered glass doors are hung on piano hinges
- Continuous angle hangers furnished for top and bottom
- Surface or recess installed (When ordering for recess installation, provide exact (finished) opening measurements into which the unit will be placed. Cabinet will be made 1/2" smaller in each direction for easy fit.)

Options:

- For lights, specify Light ADD and add \$289 PER DOOR. Light not available in 3" cabinets
- For Medium or Dark Bronze Anodize finish in lieu of Satin, specify Large Contemporary BA ADD and add \$1425.
- For powder coat finish in lieu of Satin, specify Large Contemporary PC ADD and add \$619.

Size (HxW)	Weight	No. Doors	3" Housing	Price	4" Housing	Price
5' x 3'	180 lbs.	1	2153-3	\$2,293	2153-4	\$3,162
5' x 6'	300 lbs.	2	2156-3	\$4,131	2156-4	\$4,528
6' x 4'	250 lbs.	1	2164-3	\$2,666	2164-4	\$3,661
6' x 8'	500 lbs.	2	2168-3	\$5,017	2168-4	\$5,518

548 Outdoor Directory Cabinet



Features:

- Weatherproof perimeter trim is 1-1/2" x 3" heavy-gauge rectangular aluminum with satin anodize finish; inside depth is 1-3/4"
- Corners and joints are weather-sealed
- Rust-proof steel weather-tight back
- Directory back panel furnished in vinyl, grooved on 1/4" centers; see page 33 for color selection. (Note: Because of a tendency to fade in the sunlight, we do not recommend using black felt on outdoor directories. We recommend vinyl.)
- 3/16" tempered glass door with piano hinge and flat key tumbler lock
- Z-bar hangers

Options:

- For Medium or Dark Bronze Anodize finish in lieu of Satin, specify 548 BA ADD and add \$1069.
- For powder coat finish in lieu of Satin, specify 548 PC ADD and add \$266.

Number	Size (HxW)	Weight	Price
† 548	24" x 18"	30 lbs.	\$1,411
† 548B	36" x 24"	58 lbs.	\$1,600
† 548C	24" x 36"	58 lbs.	\$1,600
† 548F	36" x 36"	75 lbs.	\$1,850
548G	42" x 36"	86 lbs.	\$1,945

2300 Economy Series: Bulletin Board or Directory Cabinet



Features:

- Bulletin board cabinet has 1/2" Tan Nucork back panel; directory cabinet has felt or vinyl grooved on 1/4" centers – see page 33 for color selection
- Satin anodized aluminum frame; housing is 2" deep; unit has 1" face and a 1-1/4" inside depth
- 1/8" hinged, locking tempered glass door
- Unit mounted by screwing through back panel trim directly into wall (1-1/2" screws furnished)

Options:

- For 1/8" Plexiglas in lieu of tempered glass, specify 2300 Plexiglas and deduct \$16.
- For Medium or Dark Bronze Anodize finish in lieu of Satin, specify Economy BA ADD and add \$750.
- For powder coat finish in lieu of Satin, specify Economy PC ADD and add \$110.

	Number	Size (HxW)	Weight	Price
Tan Nucork Bulletin Board	† 2300N	24" x 18"	18 lbs.	\$541
	† 2302N	36" x 24"	27 lbs.	\$642
	† 2303N	36" x 30"	34 lbs.	\$683
	† 2304N	42" x 30"	38 lbs.	\$713
	† 2300VF	24" x 18"	18 lbs.	\$563
Vinyl/Felt Directory	† 2302VF	36" x 24"	27 lbs.	\$717
	† 2303VF	36" x 30"	34 lbs.	\$862
	† 2304VF	42" x 30"	38 lbs.	\$897

† Can Ship FedEx Ground. All items on this page ship Freight Class 100.

Deluxe Series: Bulletin Board Cabinet



Features:

- Tan Nucork back panel
- Satin anodize aluminum frame; overall depth 2"; inside depth 3/4"
- 3/16" hinged tempered glass doors with locks
- Z-bar hangers

Options:

- For Medium or Dark Bronze Anodize finish in lieu of Satin, specify Deluxe BA ADD and add \$1069.
- For powder coat finish in lieu of Satin, specify Deluxe PC ADD and add \$186.

Number	No.Doors	Size (HxW)	Weight	Price
† 1933	1	24" x 18"	25 lbs.	\$734
† 1935	1	36" x 24"	40 lbs.	\$828
† 1936	1	36" x 30"	45 lbs.	\$894
1938	1	42" x 30"	60 lbs.	\$927
1941	2	36" x 48"	66 lbs.	\$1,278
1942	2	42" x 60"	90 lbs.	\$1,535

Note: Finished units are 1/8" larger in height and width than sizes shown.

440 & 441 Directory Cabinets



Features:

- Felt or vinyl back panel grooved on 1/4" centers; see page 33 for directory colors
- Cabinet has satin anodize finish aluminum frame; outside depth is 1-15/16"; inside depth 3/4"
- 3/16" tempered glass door with piano-type hinge and flat key tumbler lock
- Z-bar hangers

Options:

- For Medium or Dark Bronze Anodize finish in lieu of Satin, specify 440 or 441 BA ADD and add \$750.
- For powder coat finish in lieu of Satin, specify 440 or 441 PC ADD and add \$130.

Number	Size (HxW)	Weight	Price
† 440AVF	20" x 30"	40 lbs.	\$863
440EVF	42" x 30"	70 lbs.	\$1,033
† 441BVF	24" x 18"	28 lbs.	\$737
† 441CVF	30" x 20"	35 lbs.	\$852
† 441EVF	36" x 24"	48 lbs.	\$952
441GVF	48" x 36"	96 lbs.	\$1,167

435 Directory Cabinet



Features:

- Felt and vinyl directory back panels are grooved on 1/4" centers; see page 33 for color selection
- Satin anodize finish aluminum frame; outside depth is 1-3/8"; inside 7/32"
- 3/16" hinged tempered glass doors with lock
- Keyhole hangers

Options:


- For Medium or Dark Bronze Anodize finish in lieu of Satin, specify 435 BA ADD and add \$750.
- For powder coat finish in lieu of Satin, specify 435 PC ADD and add \$142.

Number	Size (HxW)	Weight	Price
† 435BVF	18" x 24"	28 lbs.	\$796
† 435CVF	24" x 18"	28 lbs.	\$796
† 435FVF	36" x 24"	40 lbs.	\$988
435HVF	42" x 30"	60 lbs.	\$1,142

† Can Ship FedEx Ground. All items on this page ship Freight Class 100.

Visit www.claridgeproducts.com

for our full line of directory and glass door cabinets and with back panel color and material options. See page 27 for more information on directory cabinets.



432 Open Face Directory



See page 53 for Roman style letters and letter boxes

Features:

- Changeable letter directory panels, grooved on 1/4" centers, available in felt or vinyl; see page 33 for color selection
- Satin anodize aluminum frame; mitered corners
- Keyhole hangers

Options:

- For Medium or Dark Bronze Anodize finish in lieu of Satin, specify 432 BA ADD and add \$375.
- For powder coat finish in lieu of Satin, specify 432 PC ADD and add \$87.

**Note: 432NVF in vinyl will have 1 vertical joint.*

Number	Size (HxW)	Weight	Price
† 432CVF	18" x 24"	15 lbs.	\$257
† 432DVF	24" x 18"	15 lbs.	\$257
† 432GVF	24" x 36"	28 lbs.	\$322
† 432HVF	36" x 24"	28 lbs.	\$322
† 432LVF	36" x 48"	45 lbs.	\$526
* 432NVF	48" x 60"	60 lbs.	\$699

Wood Frame Bulletin Board & Directory Cabinets



See page 53 for Roman style letters and letter boxes

Features:

- Tackable bulletin board back panel in Claridge Cork, Fabricork, Designer Fabric, or Hook-Fab. See page 16 for color selection.
- Directory back panels available in felt and vinyl, grooved on 1/4" centers; see page 33 for color selection.
- Mitered corner construction in Natural or Medium Oak finish. Specify finish.
- 2" deep outside; 3/4" inside
- 3/16" tempered hinged glass door with flat key tumbler locks
- Z-bar hangers

Options:

- See page 60 for optional woods and finishes. If required, specify and ADD \$69 for 3070 or 3052 cabinets or \$157 for 3080 or 3054 cabinets.

Size (HxW)	Weight	No. Doors	Bulletin Board		Directory Board	
† 24" x 18"	20 lbs.	1	3070	\$982	3052CVF	\$1,036
† 36" x 24"	30 lbs.	1	3070B	\$1,158	3052FVF	\$1,142
† 36" x 30"	42 lbs.	1	3070C	\$1,226		
42" x 30"	50 lbs.	1	3070D	\$1,231	3052HVF	\$1,309
36" x 48"	55 lbs.	2	3080	\$1,955	3054BVF	\$2,099
48" x 48"	75 lbs.	2	3080A	\$2,136	3054AVF	\$2,292
42" x 60"	85 lbs.	2	3080B	\$2,285		
48" x 60"	90 lbs.	2	3080C	\$2,297	3054DVF	\$2,347
48" x 72"	110 lbs.	3	3080D	\$2,962	3054EVF	\$3,221

Bulletin Board & Directory Cabinets



Note: Overall height is approximately 3/16" larger than shown.

See page 53 for Roman style letters and letter boxes

Features:

- Tackable bulletin board back panels in Claridge Cork, Fabricork, Designer Fabric, or Hook-Fab. See page 16 for color selection.
- Directory back panels available in felt and vinyl; grooved on 1/4" centers; see page 33 for color selection.
- Constructed of Natural or Medium Oak finish, cabinet has mitered corners; 3-1/4" deep outside; 1-1/4" inside
- Two 3/16" tempered sliding glass doors with heavy-duty locks
- Sliding glass door shoe, channel, and track are extruded aluminum with bronze finish
- Z-bar hangers

Options:

- See page 60 for optional woods and finishes. If required, specify and ADD \$52 for either the 310 or 345.
- For optional Lights, specify Imperial Light ADD and add \$515.

Size (HxW)	Weight	No. Doors	Bulletin Board		Directory Board	
36" x 48"	82 lbs.	2	310	\$1,588	345AVF	\$1,831
36" x 60"	102 lbs.	2	310A	\$1,818	345BVF	\$2,057
36" x 72"	122 lbs.	2	310B	\$1,940	345CVF	\$2,259
48" x 60"	134 lbs.	2	310C	\$1,943	345DVF	\$2,152
48" x 72"	162 lbs.	2	310D	\$2,087	345EVF	\$2,362

† Can Ship FedEx Ground. 432 Freight Class 70; Cabinets Freight Class 100.

350 Open Face Directory



Features:

- Changeable letter directory panels, grooved on 1/4" centers, available in felt or vinyl; see below for color selection
- Frames, in Natural or Medium Oak finish; mitered corners
- Z-bar clips

Options:

- See page 60 for optional woods and finishes. If required, specify and ADD \$47.
- For optional Radius Corners, specify and ADD \$55.

Number	Size (HxW)	Weight	Price
† 350CVF	18" x 24"	15 lbs.	\$214
† 350DVF	24" x 18"	15 lbs.	\$214
† 350GVF	24" x 36"	28 lbs.	\$337
† 350HVF	36" x 24"	28 lbs.	\$337
† 350LVF	36" x 48"	45 lbs.	\$506

Note: Vinyl directories in widths over 4' will have 1 divider.

W557 Open Face Pedestal Directory



Features:

- Wood frame pedestal directory—ideal for lobbies and entrance areas—is 53" high overall
- Changeable letter panel in felt or vinyl grooved on 1/4" centers—available with single or double face

Options:

- See page 60 for optional woods and finishes.
- If required, specify and ADD \$21.

	Number	Panel	Size (HxW)	Weight	Price
Single Face	† W557SF	Felt	15" x 20"	20 lbs.	\$475
	† W557SV	Vinyl	15" x 20"	20 lbs.	\$475
Double Face	† W557DF	Felt	15" x 20"	30 lbs.	\$538
	† W557DV	Vinyl	15" x 20"	30 lbs.	\$538

558 Open Face Adjustable Height Pedestal Directory



Features:


- Single or double-face directory panel in felt or vinyl, grooved on 1/4" centers
- Satin anodize aluminum frame; chrome plated pedestal; black case metal base
- Height adjusts from 48" to 60"

	Number	Panel	Size (HxW)	Weight	Price
Single Face	† 558SF	Felt	15" x 20"	20 lbs.	\$466
	† 558SV	Vinyl	15" x 20"	20 lbs.	\$466
Double Face	† 558DF	Felt	15" x 20"	30 lbs.	\$706
	† 558DV	Vinyl	15" x 20"	30 lbs.	\$706

VF Felt or Vinyl Directory Panels




Black Felt




Gray Felt



Red Felt



Green Felt



585 Blue Vinyl



589 Black Vinyl

Description	Weight	Price/sq.ft.
VF Panel	2-1/2 lbs. per sq. ft.	\$21
Specify type of material and color		

† Can Ship FedEx Ground. All items on this page ship Freight Class 70.

DISPLAY AND TROPHY CASES

Freestanding_34-37
Nouveau Series_36
Freestanding & Wall Mounted_37-38
Recessed_39

Showcase awards. Display collections. Exhibit manufactured goods. Display and trophy cases can be designed to custom-fit your space and display needs. Extensive collection of display cases is available in a wide range of styles, materials, and finishes. Select from freestanding, wall mounted, and recessed case designs in wood or aluminum.



748 Universal Series Display Case



Features:

- Case is 6'6" high and 48" wide with an outside depth of 18" and an inside depth of 15-3/4"; glass back panel
- Extruded aluminum frame; 302P Black powder coat finish
- Lighting at top accentuates exhibits
- 3/16" tempered glass back panel, end panels, and sliding doors with flat key tumbler lock
- 3 adjustable shelves with brackets and standards
- Black laminate base is 18" high and features storage space with sliding doors and lock

Options:

- For other standard powder coat colors, See page 60
- Other standard Wilsonart laminate colors available

	Number	Size (HxWxD)	Weight	Price
Illuminated	748	78" x 48" x 18"	400 lbs.	\$6,487
No Light	748A	78" x 48" x 18"	400 lbs.	\$5,991

737 Universal Series Display Case



Features:

- Case has inside depth of 15-3/4"
- Exterior of case and interior back panel are low pressure laminate, Oak grain finish
- Base is 18" high and features storage space with sliding doors and lock
- Extruded aluminum frame, satin anodize finish
- Lighting at top accentuates exhibits
- 3/16" tempered glass end panels and sliding doors with flat key tumbler lock
- 3 adjustable shelves with brackets and standards

	Number	Size (HxWxD)	Weight	Price
Illuminated	737	78" x 48" x 18"	400 lbs.	\$5,581
No Light	737A	78" x 48" x 18"	400 lbs.	\$5,084

332 Wood Base Freestanding Display Case



Features:

- Case has Oak grained finish base 12" high
- 3/16" sliding tempered glass doors with flat key tumbler lock
- 3 adjustable glass shelves

Options:

- See page 60 for other standard powder coat finish colors.

Number	Finish	Size (HxWxD)	Weight	Price
332	Satin	42" x 36" x 12"	135 lbs.	\$2,806
332B	Bronze	42" x 36" x 12"	135 lbs.	\$3,036

All items on this page ship Freight Class 125.

Classic Series Display Case



Features:

- Solid wood construction
- Case has an inside depth of 15-3/4"
- Cases have 3/16" tempered glass doors with flat key tumbler locks
- 3 adjustable glass shelves
- Back panel available in Claridge Cork, Fabricork, or Designer Fabric; see page 16 for color selections.

Options:

- Laminate back panel in your choice of standard Wilsonart laminates
- For optional light, specify 650 LIGHT ADD and add \$412.

Finish	Size (HxWxD)	Weight	Hinged Door Number	Price	Sliding Door Number	Price
Natural Oak	72" x 48" x 18"	400 lbs.	650N	\$8439	651N	\$8341
Medium Oak	72" x 48" x 18"	400 lbs.	650M	\$8439	651M	\$8341
Mahogany	72" x 48" x 18"	400 lbs.	650MS	\$8829	651MS	\$8663
Maple	72" x 48" x 18"	400 lbs.	650MA	\$8943	651MA	\$8729
Cherry	72" x 48" x 18"	400 lbs.	650CH	\$9238	651CH	\$8986

331 Freestanding Display Case



Features:

- Aluminum case has square legs 12" high
- 3/16" sliding tempered glass doors with flat key tumbler lock
- 3 adjustable glass shelves

Options:

- See page 60 for other standard powder coat finish colors.

Number	Finish	Size (HxWxD)	Weight	Price
331	Satin	42" x 36" x 12"	125 lbs.	\$2,584
331B	Bronze	42" x 36" x 12"	125 lbs.	\$3,025

329 & 327 Table Exhibit Case



Shown with optional powder coat finish

Features:

- Designed for use in libraries, lobbies, museums, etc., aluminum case has 1-1/8" square legs; glides included
- Table Exhibit Case has glass top with continuous piano hinge and flat key tumbler lock
- Bottom of case is Oak grained low pressure laminate

Options:

- See page 60 for other standard powder coat finish colors.

Number	Finish	Size (HxWxD)	Weight	Price
329	Satin	36" x 24" x 48"	250 lbs.	\$2,693
329B	Bronze	36" x 24" x 48"	250 lbs.	\$3,063
327	Satin	36" x 30" x 60"	310 lbs.	\$3,063
327B	Bronze	36" x 30" x 60"	310 lbs.	\$3,367

742 Freestanding Display Case



Features:

- Hardwood frame with Natural Oak finish; base is 12" deep
- 3/16" tempered glass sliding glass doors with flat key tumbler locks
- Three 10" adjustable shelves

Options:

- For optional woods and finishes, see page 60.
- If required, specify and ADD \$106.

	Number	Size (HxWxD)	Weight	Price
Glass Back Panel	742	42" x 36" x 12"	135 lbs.	\$2,358
Mirror Back Panel	742A	42" x 36" x 12"	135 lbs.	\$2,499

All items on this page ship Freight Class 125.

Nouveau Cases feature powder coat finish aluminum with coordinating Wilsonart laminate bases. Specify finish from standard powder coat and standard Wilsonart laminates.

1453 Nouveau Series Display Case



Features:

- Contemporary radius face design features large, unobstructed view
- Specify powder coat and laminate color. Shown in RAL7002 Olive Gray powder coat finish with Galvan Wilsonart laminate.
- Base is 18" high
- 3/16" tempered sliding glass doors with lock and 3 adjustable glass shelves
- Concealed lighting

Number	Size (HxWxD)	Weight	Price
1453	78" x 48" x 18"	500 lbs.	\$5,910

1451 Nouveau Series Display Case



Features:

- Contemporary radius face design
- 3/16" tempered sliding glass doors with lock and 3 adjustable glass shelves
- Specify powder coat and laminate color. Shown in RAL6005 Moss Green powder coat finish with Verdi Pompeii Wilsonart Laminate inside case bottom.
- Base is 4" high

Number	Size (HxWxD)	Weight	Price
1451	42" x 36" x 12"	145 lbs.	\$3,740

1452 Nouveau Series Display Case



Features:

- Contemporary radius face design features full view from every side
- Specify powder coat and laminate color. Shown in RAL5013 Cobalt Blue powder coat finish with Canyon Blue Wilsonart laminate.
- Base is 18" high
- 3/16" tempered hinged glass doors with lock and 3 adjustable glass shelves
- Concealed lighting

Number	Size (HxWxD)	Weight	Price
1452	78" x 24" x 24"	265 lbs.	\$5,352

All items on this page ship Freight Class 125.

Premiere Freestanding Display Case



Features:

- Constructed in one continuous piece, Premiere cases do not require wall support
- Tackable back panels in Claridge Cork, Fabricork, Designer Fabric, Hook-Fab, and Tan Nucork. See page 16 for color selections. Back panels also available in Walnut or Oak grain low pressure laminate.
- Frame is heavy-gauge satin anodize aluminum; inside depth is 13-3/4"
- Oak or Walnut grain low pressure laminate base and aluminum legs are 18" high
- 3/16" tempered glass sliding doors with locks and keys, and three 6", 8", 10", or 12" wide adjustable glass shelves
- Floor leveling glides included

Options:

- Intermediate sizes available
- For optional Lights, specify Light ADD and add \$289 per pair of doors.
- For Medium or Dark Bronze anodize in lieu of satin anodize, specify Premiere Free BA ADD and add \$2850.
- For powder coat finish in lieu of satin anodize, specify Premiere Free PC ADD and add \$918.

Note: Specify shelf width, frame finish, and type and color of back panel.

Size (HxWxD)	Weight	No. of Doors	Aluminum Legs		Wood Base	
			Number	Price	Number	Price
5'6" x 4' x 1'4"	320 lbs.	1 pair	456	\$4,277	470	\$4,697
5'6" x 5' x 1'4"	400 lbs.	1 pair	457	\$4,659	471	\$5,120
5'6" x 6' x 1'4"	480 lbs.	1 pair	458	\$5,033	472	\$5,363
5'6" x 8' x 1'4"	640 lbs.	2 pairs	463	\$7,574	474	\$8,007
5'6" x 10' x 1'4"	800 lbs.	2 pairs	465	\$8,403	475	\$8,855
5'6" x 12' x 1'4"	960 lbs.	3 pairs	467	\$10,569	476	\$11,173
5'6" x 16' x 1'4"	1280 lbs.	3 pairs	469	\$12,175	478	\$12,818

Premiere Wall Mounted Display Case



Features:

- Constructed of heavy-gauge satin anodize aluminum
- Inside depth is 13-3/4"
- Tackable back panels in Claridge Cork, Fabricork, Designer Fabric, Hook-Fab, and Tan Nucork. See page 16 for color selections. Back panels also available in Walnut or Oak grain low pressure laminate.
- 3/16" tempered glass sliding doors with locks and keys, and three 6", 8", 10", or 12" wide adjustable glass shelves
- Continuous angle hangers

Options:

- Intermediate sizes available
- For optional Lights, specify Light ADD and add \$289 per pair of doors.
- For Medium or Dark Bronze anodize in lieu of satin anodize, specify Premiere Wall BA ADD and add \$2790.
- For powder coat finish in lieu of satin anodize, specify Premiere Wall PC ADD and add \$874.

Note: Specify shelf width, frame finish, and type and color of back panel.

Number	Size (HxWxD)	Weight	Doors	Price
479	4' x 3' x 1'4"	216 lbs.	1 pair	\$4,076
481	4' x 4' x 1'4"	288 lbs.	1 pair	\$4,513
482	4' x 5' x 1'4"	360 lbs.	1 pair	\$4,904
483	4' x 6' x 1'4"	432 lbs.	1 pair	\$5,220
484	4' x 8' x 1'4"	640 lbs.	2 pair	\$7,864
485	4' x 10' x 1'4"	800 lbs.	2 pair	\$8,647
486	4' x 12' x 1'4"	960 lbs.	3 pair	\$11,172
488	4' x 16' x 1'4"	1280 lbs.	3 pair	\$11,639

All items on this page ship Freight Class 125.

Imperial Series Display Case



Features:

- Constructed of heavy-gauge satin anodized aluminum
- Inside depth of 10-3/4" case is 8-7/8"; inside depth of 7" case is 5-1/8"
- Tackable back panels in Claridge Cork, Fabricork, or Designer Fabric. See page 16 for color selections.
- 6" translucent Plexiglas header panel (specify name) included in price of unit with header
- Sliding glass door shoe, channel, and track are extruded aluminum with bronze finish
- 2 sliding 3/16" tempered glass doors with finger pulls and flat key tumbler lock, and 3 adjustable glass shelves
- Z-bar hangers

Options:

- For optional Lights, specify Light ADD and add \$289.
- For Medium or Dark Bronze anodize in lieu of satin anodize, specify 462 BA ADD and Add \$2138 or 464 BA ADD and Add \$2494.
- For powder coat finish in lieu of satin anodize, specify 462 or 464 PC ADD and add \$554.

Case Number	Size (HxWxD)	No. of Shelves	Shelf Width	Weight	Price	Case with Header Number	Price
462	3' x 4' x 7"	2	4"	190 lbs.	\$2,573	464	\$2,866
462D	4' x 5' x 7"	3	4"	300 lbs.	\$3,084	464D	\$3,469
462E	4' x 6' x 7"	2	4"	375 lbs.	\$3,569	464E	\$3,777
462J	4' x 5' x 10-3/4'	2	8"	335 lbs.	\$4,059	464J	\$4,299
462K	4' x 6' x 10-3/4'	3	8"	400 lbs.	\$4,400	464K	\$4,711

309 Sliding Door Display Case



Features:

- Constructed with Natural or Medium Oak finish
- Tackable back panels in Claridge Cork, Fabricork, Designer Fabric, or Hook-Fab. See page 16 for color selections.
- Inside depth of 10-3/4" case is 8-7/8"; inside depth of 7" case is 5-1/8"
- 3/16" tempered glass sliding doors with finger pulls and flat key tumbler lock; adjustable glass shelves
- Sliding glass door shoe, channel, and track are extruded aluminum with bronze finish
- Z-bar hangers

Options:

- For optional Lights, specify Light ADD and add \$289.
- See page 60 for optional woods and finishes. If required, specify ADD and add \$139.

Case Number	Size (HxWxD)	No. of Shelves	Shelf Width	Weight	Price
309	3' x 4' x 7"	2	4"	200 lbs.	\$2,691
309A	4' x 5' x 7"	3	4"	260 lbs.	\$3,198
309B	4' x 6' x 7"	3	4"	300 lbs.	\$3,487
309C	4' x 5' x 10-3/4'	3	8"	320 lbs.	\$3,541
309D	4' x 6' x 10-3/4'	3	8"	340 lbs.	\$3,821

Wall Mounted or Table Top Display Case



Features:

- Aluminum framed case, in finish noted. Designed for Wall Mount (333) or Table Top (330)
- 333 has Tan Nucork or low pressure laminate back panel
- 3/16" tempered glass sliding doors with flat key tumbler lock and 3 adjustable glass shelves
- Continuous angle hangers furnished with 333 case

Options:

- See page 60 for other standard powder coat finish colors.

	Number	Finish	Size (HxWxD)	Weight	Price
Table Top Case with Glass Back Panel	330	Satin	30" x 36"x12"	120 lbs.	\$2,436
	330B	Bronze	30" x 36"x12"	120 lbs.	\$2,647
Wall Mounted Case	333	Satin	30" x 36"x12"	120 lbs.	\$2,340
	333B	Bronze	30" x 36"x12"	120 lbs.	\$2,509

All items on this page ship Freight Class 125.

370 Series Recessed Display Case



Note: Always specify type and color of back panel; width of glass shelves and whether wood box and/or light are required. Lights, when required, are installed but wiring is not included.

Features:

- Display case fronts are built of satin anodize aluminum
- Tackable back panels in Claridge cork, Fabricork, Designer Fabric, and Hook-Fab, or Oak or Walnut grain low pressure laminate. See page 15 for color selection.
- 3/16" tempered glass sliding doors with lock and key
- Three 6", 8", 10", or 12" wide glass shelves with standards and brackets

Options:

- Wood box (specify depth) up to 24" (16" furnished if depth not specified) and finish - Oak or Walnut grain low-pressure laminate
- For optional Lights, specify Light ADD and add \$289 per PAIR of doors.
- For Medium or Dark Bronze anodize in lieu of satin anodize, specify Trophy Case BA ADD and add \$1781.
- For powder coat finish in lieu of satin anodize, specify Trophy Case PC ADD and add \$579.

Case Number	Size (HxW)	Masonry Opening	Pairs of Doors	Weight	Price	Optional Wood Box Number	Weight	Price
372	4' x 4'	44-5/16" x 44-5/16"	1	192 lbs.	\$2,387	372WB	80 lbs.	\$1,200
373	4' x 6'	44-5/16" x 68-5/16"	1	288 lbs.	\$2,951	373WB	120 lbs.	\$1,268
374	4' x 8'	44-5/16" x 92-5/16"	2	384 lbs.	\$4,078	374WB	160 lbs.	\$1,344
375	4' x 10'	44-5/16" x 116-5/16"	2	480 lbs.	\$4,679	375WB	200 lbs.	\$1,418
376	4' x 12'	44-5/16" x 140-5/16"	3	576 lbs.	\$5,895	376WB	240 lbs.	\$2,054
378	4' x 16'	44-5/16" x 188-5/16"	3	768 lbs.	\$7,271	378WB	320 lbs.	\$2,204

390 Large Door Recessed Display Case



Note: Always specify type and color of back panel; width of glass shelves and whether wood box and/or light are required. Lights, when required, are installed but wiring is not included.

Features:

- Super-heavy satin anodized aluminum frame; 4" face; corners mitered for rigidity
- Tackable back panels in Claridge Cork, Fabricork, Designer Fabric, and Hook-Fab. See page 16 for color selection.
- 1/4" tempered glass sliding doors with lock and key – similar to patio doors
- Three 6-, 8-, 10-, or 12-inch wide glass shelves with standards and brackets
- Dimensions given are overall, including trim
- Standard sizes are shown; cases can be constructed in virtually any size required

Options:

- For Medium or Dark Bronze anodize in lieu of satin anodize, specify Large Door BA ADD and add \$2494.
- For powder coat finish in lieu of satin anodize, specify Large Door PC ADD and add \$892.
- Wood box (specify depth) up to 24", is 1/2" thick Oak or Walnut grain low-pressure laminate

Case Number	Size (HxW)	Doors	Weight	Price	Optional Wood Box Number	Weight	Price	Optional Light Number	Price
394	6' x 6'	1	360 lbs.	\$4,782	394WB	180 lbs.	\$1,703	394FL	\$749
395	6' x 8'	1	480 lbs.	\$5,462	395WB	240 lbs.	\$1,800	395FL	\$1,060
396	6' x 10'	2	600 lbs.	\$7,266	396WB	300 lbs.	\$2,273	396FL	\$1,218
397	6' x 12'	2	720 lbs.	\$9,018	397WB	360 lbs.	\$2,843	397FL	\$1,587
398	6' x 14'	3	840 lbs.	\$10,143	398WB	420 lbs.	\$2,979	398FL	\$1,741
399	6' x 16'	3	960 lbs.	\$10,692	399WB	480 lbs.	\$3,114	399FL	\$1,939

All items on this page ship Freight Class 125.

Visit www.claridgeproducts.com

for our full line of display and trophy cases with option for tackable back panels in various colors. See above for more information on recessed display cases.



CONFERENCE ROOM TOOLS

Lecture Cabinets – Wood_40-41
Lecture Cabinets – Aluminum_41
Amplified Lecterns_42-43
Lecterns & Speaker Stands_43-44
Motorized Projection Screens_45
Manual Projection Screens_46

Lecture units are the ideal communication tools for meetings and presentations. Lecture units feature LCS low-gloss porcelain enamel steel for writing and projection, and combine markerboards and tackboards to create an integrated presentation center. Optional companion storage credenza keeps resources close at hand. All surfaces and cabinetry are available in a variety of materials and finishes to complement any room environment.



Lecture Cabinets: Contemporary & Traditional



Options	Specify Order As	Size (HxW)	Price
Matte White Pull-down Projection Screen	40" Screen add	40" x 40"	\$178
	60" Screen add	40" x 60"	\$193
Optional Light*	Light add		\$289
Optional Lock and Key	Lecture Lock add	4' & 6' units	\$80
Deduct for no finish	Unfinish Lecture 2'	2' units	\$73
	Unfinish Lecture 4'	4' units	\$127
	Unfinish Lecture 6'	6' units	\$152
Extra Sketching Pads (4 pads per carton)	ESP20x34	20" x 34"	\$114
LCS inside doors	Lecture LCS 2' add	2' Size	\$25
In lieu of bulletin board	Lecture LCS 4' add	4' Size	\$66
	Lecture LCS 6' add	6' Size	\$100

* Note: Light and screen not available in same unit.

Features:

- Contemporary cabinets feature radius corners (square corners optional); Traditional cabinets feature raised edge molding with a ridged profile
- Low gloss porcelain enamel steel writing surface
- Furnished with 1 white sketching pad, 4 assorted LCS markers, and 1 microfiber eraser cloth
- Concealed Z-bar hangers for easy and secure installation

Options:

- See page 16 for other materials and colors for inside of door(s)
- Matching credenza. Call for price.

Finish	(HxW)	No. of Doors	Weight	Contemporary Number	Contemporary Price	Traditional Number	Traditional Price
Maple	3' x 2'	1	50 lbs.	501MA	\$1,712		
Cherry	3' x 2'	1	50 lbs.	503CH	\$1,739		
Mahogany	3' x 2'	1	50 lbs.	504MS	\$1,778		
Walnut	3' x 2'	1	50 lbs.	505WN	\$1,791		
Natural Oak	3' x 2'	1	50 lbs.	506N	\$1,662		
Medium Oak	3' x 2'	1	50 lbs.	506M	\$1,662		
Walnut	4' x 4'	2	110 lbs.	508-4WN	\$3,330		
Walnut	4' x 6'	2	160 lbs.	508-6WN	\$4,087		
Natural Oak	4' x 4'	2	110 lbs.	509-4N	\$3,099	609-4N	\$3,084
Medium Oak	4' x 4'	2	110 lbs.	509-4M	\$3,099	609-4M	\$3,084
Natural Oak	4' x 6'	2	160 lbs.	509-6N	\$3,716	609-6N	\$3,743
Medium Oak	4' x 6'	2	160 lbs.	509-6M	\$3,716	609-6M	\$3,743
Mahogany	4' x 4'	2	110 lbs.	512-4MS	\$3,206	612-4MS	\$3,198
Mahogany	4' x 6'	2	160 lbs.	512-6MS	\$3,892	612-6MS	\$3,955
Maple	4' x 4'	2	110 lbs.	516-4MA	\$3,201	616-4MA	\$3,185
Maple	4' x 6'	2	160 lbs.	516-6MA	\$3,842	616-6MA	\$3,890
Cherry	4' x 4'	2	110 lbs.	517-4CH	\$3,295	617-4CH	\$3,232
Cherry	4' x 6'	2	160 lbs.	517-6CH	\$4,005	617-6CH	\$4,004
Ebony	4' x 4'	2	110 lbs.	519-4E	\$3,367		
Ebony	4' x 6'	2	160 lbs.	519-6E	\$4,008		

All items on this page ship Freight Class 125.

Solutions Style Lecture Units



Features:

- Low gloss porcelain enamel steel writing surface
- 1691 Quartz Designer Fabric tackboards inside doors; doors have display rail with cork insert and spring clip hooks for tacking or hanging charts
- Furnished with 1 white sketching pad, 4 assorted LCS markers, and 1 microfiber eraser cloth
- Concealed Z-bar hangers for easy and secure installation

Options:

- See page 16 for other materials and colors for inside of doors

Number	Finish	Size (HxW)	Weight	Price
409-4N	Natural Oak	4' x 4'	110 lbs.	\$2,158
409-4M	Medium Oak	4' x 4'	110 lbs.	\$2,158
409-4MS	Mahogany	4' x 4'	110 lbs.	\$2,315
409-4MA	Maple	4' x 4'	110 lbs.	\$2,285
409-4CH	Cherry	4' x 4'	110 lbs.	\$2,285

Contemporary Style Laminate Lecture Unit



Features:

- Laminate lecture units have square self-edge profile and square corners
- Laminate finish is exceptionally durable and has excellent scratch resistance
- Select from standard Wilsonart laminate colors
- Lecture unit features Low Gloss porcelain enamel steel writing surface
- Tan Nucork tackboards inside doors have display rail with cork insert and spring clip hooks for tacking or hanging charts
- Furnished with 1 white sketching pad, 4 assorted LCS markers, and 1 microfiber eraser cloth
- Concealed Z-bar hangers for easy and secure installation

Number	Finish	Size (HxW)	Weight	Price
518-4PL	Laminate	4' x 4'	110 lbs.	\$3,414
518-6PL	Laminate	4' x 6'	160 lbs.	\$4,259

Premiere Series 209 Aluminum Lecture Cabinet



Features:

- Aluminum lecture cabinet features Low Gloss porcelain enamel steel markerboard writing surface
- Tackable panels inside doors are easy clean vinyl fabric in Fabricork colors shown on page 16
- Display rail with cork insert and spring clip hooks furnished
- Exterior door panels – except Ebony units – are Walnut grain low pressure laminate; Ebony units have black laminate door panels
- Equipped with light with plug-in cord
- 1 pad of 50 sheets white sketching paper, 4 assorted LCS markers and 1 microfiber eraser cloth included
- Continuous angle hanger for easy installation

Options:

- For LCS inside doors in lieu of Fabricork, specify Lecture LCS 4' and Add \$66; for 6' size, specify Lecture LCS 6' ADD and add \$100.
- For extra sketching pads – 20" x 34", 50 sheets per pad, 4 pads per carton – specify ESP20x34 ADD and add \$114.
- Pull-down matte white projection screen (in lieu of light).

Note: Light and screen not available in the same unit.

Number	Finish	Size (HxW)	Weight	Price
209	Satin Anodized	4' x 4'	140 lbs.	\$2,487
209-6	Satin Anodized	4' x 6'	200 lbs.	\$2,962
209E	Ebony with Black	4' x 4'	140 lbs.	\$3,060
209E-6	Ebony with Black	4' x 6'	200 lbs.	\$3,679

All items on this page ship Freight Class 125.



326 Adjustable Height Lectern



Features:

- Manual height (hydropneumatic) adjustment raises or lowers over a 6" range. (To adjust height, release lever – located on the back, just below speaker table.)
- Hand-finished to enhance and preserve the natural beauty of the wood
- 29" wide; 25" deep with a height adjustment from 47" to 54". Reading surface, complete with light, is 13-1/2" x 25-1/4".
- Casters furnished.

Options:

- If sound system is not desired specify 326 AMP Deduct and deduct \$1,470.
- If microphone is desired on any amplified lectern – when amplifier is not required – specify Lectern Mic ADD and add \$702.

Note: Amplifier has 35 watt peak power. Eight 4" speakers in a vertical column for large audience coverage. On/off volume control switch, 2 microphone inputs, 1 auxiliary input, 1 auxiliary output, 2 speaker outputs for optional speakers. Unidirectional microphone with flexible mic arm. AC or DC powered using two 6-volt spring type lantern batteries. Batteries not included.

Number	Finish	Weight	Price
326N	Natural Oak	190 lbs.	\$10,381
326M	Medium Oak	190 lbs.	\$10,381
326MA	Maple	190 lbs.	\$10,413
326CH	Cherry	190 lbs.	\$10,517

318 Column Sound Lectern



Features:

- Streamlined design, handcrafted solid wood construction
- Superior audio
- 45" high, 22" wide, 20" deep. Reading surface is 13-1/2" x 20"
- Reading light (AC only) and casters furnished
- Amplified Lecterns have a limited one-year warranty.

Option: If sound system is not desired specify 318 AMP Deduct and deduct \$1,470.

Note: Amplifier has 35 watt peak power. Eight 4" speakers in a vertical column for large audience coverage. On/off volume control switch, 2 microphone inputs, 1 auxiliary input, 1 auxiliary output, 2 speaker outputs for optional speakers. Unidirectional microphone with flexible mic arm. AC or DC powered using two 6-volt spring type lantern batteries. Batteries not included.

Number	Finish	Weight	Price
318N	Natural Oak	100 lbs.	\$4,280
318M	Medium Oak	100 lbs.	\$4,280
318MA	Maple	100 lbs.	\$4,385
318CH	Cherry	100 lbs.	\$4,435

Note: Packed in 2 cartons for FedEx Ground shipment.

321 Modular Sound Lectern



Features:

- Combines best features of floor and table models – simply remove 2 hex nuts and the top lifts off for tabletop use
- Lectern is 46" high, 22" wide, 21" deep; reading surface is 13-1/2" x 20"
- Reading light (AC only) and casters furnished

Option: If sound system is not desired specify 321 AMP Deduct and deduct \$1,470.

Note: Audio power (Watts-RMS/Peak 18/35.) Four 4" cone speakers with extended range, 1 cardioid microphone, master volume control, 1 output channel and 2 microphone inputs. AC or DC powered.

Number	Finish	Weight	Price
321N	Natural Oak	110 lbs.	\$4,505
321M	Medium Oak	110 lbs.	\$4,505
321MA	Maple	110 lbs.	\$4,611
321CH	Cherry	110 lbs.	\$4,635

Packed in 2 cartons for FedEx Ground shipment.

318 and 321 Can Ship
FedEx Ground.
326 is Freight Class 110.

1743 Premiere Amplified Lectern



Features:

- Ideally suited for large groups – 50 to 1200
- Made of the finest solid and select plywood
- 45" high, 27-1/2" wide and 19-3/4" deep; reading surface is 13-1/2" x 26"
- Storage shelves
- Professional, high quality microphone with independent controls
- Reading lamp with shade; permanently attached 3-wire power cord
- Built-in columnar speakers; powerful solid state amplifiers
- Permanently attached casters for easy mobility

Options:

- If sound system is not desired specify 1743 AMP Deduct and deduct \$1470. If amplifier is not furnished the front of the lectern will be solid and will not have the speaker grill.

Note: Power output: 15 watts RMS, 35 watts PK.

Distortion: Non-measurable at rated power. Speakers: Vertical column. Power supply: 120 volt AC 50/60 HZ.

Auxiliary connections: One input with volume control, 1 output, 1 microphone input with volume control, 2 extension speaker outputs.

Number	Finish	Weight	Price
1743N	Natural Oak	140 lbs.	\$4,418
1743M	Medium Oak	140 lbs.	\$4,418

323 Speaker's Stand Laminate Lecture Unit



Features:

- Easy-clean laminate
- 2 storage shelves
- 45-1/2" high, 24" long, 18" deep
- Glides furnished
- Top lifts off for tabletop use

Number	Finish	Weight	Price
323VO	Oak Laminate	94 lbs.	\$1,193
323VW	Walnut Laminate	94 lbs.	\$1,193

306 Speaker's Stand



Features:

- 2 storage shelves
- 45-1/2" high, 24" long, 18" deep
- Glides furnished
- Top lifts off for tabletop use

Option: For optional casters specify 306 Casters ADD and add \$142.

Number	Finish	Weight	Price
306N	Natural Oak	94 lbs.	\$1,310
306M	Medium Oak	94 lbs.	\$1,310

324 Table Top Lectern Laminate



Features:

- Easy-clean Laminate
- 15" high, 24" long, 18" deep

Number	Finish	Weight	Price
324VO	Oak Laminate	35 lbs.	\$666
324VW	Walnut Laminate	35 lbs.	\$666

306A Tabletop Lectern



Features:

- 15" high, 24" long, 18" deep

Number	Finish	Weight	Price
306AN	Natural Oak	35 lbs.	\$743
306AM	Medium Oak	35 lbs.	\$743

729 Premiere Lectern



Features:

- Built to withstand constant, rigorous use
- 45" high, 27-1/2" long, 19-1/2" deep, reading surface is 18-1/2" x 26"
- Sloping shelf has book stop
- Furnished with 2 shelves

Options:

- For casters in lieu of nylon glides, specify 729 Caster ADD and add \$91.
- For optional light, specify 729 Light ADD and add \$140.

Number	Finish	Weight	Price
729N	Natural Oak	100 lbs.	\$2,334
729M	Medium Oak	100 lbs.	\$2,334

305 Folding Tabletop Lectern



Features:

- Folds compactly for storage; handle for carrying
- 15-1/2" high, 24" long, 18" deep

Number	Finish	Weight	Price
305N	Natural Oak	30 lbs.	\$618
305M	Medium Oak	30 lbs.	\$618

All items on this page, except 729 & 1743 can ship FedEx Ground.
305 is Freight Class 65. Remainder of items are Freight Class 175.

344 Wave Lectern



344 Lectern shown with optional milled logo

Features:

- Inspired design features curved solid wood sides with a wavy laminate front panel
- Lectern height is approx. 44"; width, 21"; depth, 18"
- Sloped reading surface is 16-1/2" x 21"; storage shelves
- Glides furnished

Option: For precision milled graphic or logo on lectern front, call for pricing.

Number	Finish	Weight	Price
344	Black Hardwood/Cherry Laminate	76 lbs.	\$1,733

322 Pedestal Lectern



Features:

- Contemporary design
- Top and base are easy-to-clean laminate
- Decoratively banded to prevent splintered or broken edges
- Top is 18" deep, 24" long; height is 42" in back, 46" in front
- Upright is extruded aluminum with satin anodized finish and black accent strips

Number	Finish	Weight	Price
322V0	Oak laminate	30 lbs.	\$586
322VW	Walnut laminate	30 lbs.	\$586

Note: Shipped KD in 2 cartons for FedEx Ground shipment.

346 Classic Lectern



Features:

- Sleek, modern styling lectern has spacious, sloped reading surface, 2 shelves
- Black hardwood top, base, and decorative, fluted side panels
- Curved front panel
- Lectern height is approx. 44"; width 24"; depth 17-5/8"
- Glides furnished

Number	Finish	Weight	Price
346	Black Hardwood/Cherry Laminate	70 lbs.	\$1,788

348 Lectern



Features:

- A combination of wood and satin anodize aluminum gives this lectern a distinctive look
- 47" (H), 24" (W) and 16-3/4" (D)
- Extra wide base for added stability
- Casters furnished for easy mobility

Option: For custom logo or lettering, call for price.

Number	Finish	Weight	Price
348N	Oak Natural	60 lbs.	\$1,115
348M	Oak Medium	60 lbs.	\$1,115
348MA	Maple	60 lbs.	\$1,181
348CH	Cherry	60 lbs.	\$1,199

348 Lectern with optional laser cut name/logo

344, 346, and 348 are Freight Class 175.
322 is Freight Class 65.

Perla



Features:

- Operates smoothly and silently because the motor is mounted inside the roller on special rubber vibration insulators, thus eliminating the motor compartment
- Viewing surface is centered in steel case for trim, balanced appearance
- Operates at the touch of a switch; stops automatically in UP and DOWN positions
- Operating speed 20 feet per minute
- Fiberglass Matte White surface

Number	Size (HxW)	Weight	Price
† PE7070	70" x 70"	51 lbs.	\$2,220
PE77	7' x 7'	52 lbs.	\$2,373
PE68	6' x 8'	63 lbs.	\$2,503
PE88	8' x 8'	66 lbs.	\$2,642
PE810	8' x 10'	72 lbs.	\$2,999
PE1010	10' x 10'	82 lbs.	\$3,318
PE1212	12' x 12'	102 lbs.	\$5,497

Paramount



Features:

- Ultimate efficiency in electric screen design
- Custom-built to order using the finest components for safe, dependable operation
- Screen appears quickly and silently at the touch of a switch
- Preset limit switches stop screen automatically in UP and DOWN positions
- Factory sealed and oiled for life, simplified drive module is designed for years of maintenance-free operation
- Provided with adaptable wall or ceiling type bracket
- Operating speed 38 feet per minute
- Fiberglass Matte White surface

Number	Size (HxW)	Weight	Price
PA7070	70" x 70"	130 lbs.	\$5,160
PA77	7' x 7'	138 lbs.	\$5,186
PA68	6' x 8'	150 lbs.	\$5,214
PA88	8' x 8'	154 lbs.	\$5,353
PA810	8' x 10'	180 lbs.	\$5,877
PA1010	10' x 10'	185 lbs.	\$6,025
PA1212	12' x 12'	210 lbs.	\$7,211
PA1616	16' x 16'	275 lbs.	\$9,613
PA2020	20' x 20'	385 lbs.	\$12,727

Supra



Features:

- Designed for recessed installation above any type of ceiling
- Perfect for meeting rooms, conference, and training facilities
- At the touch of a switch the ceiling closure opens and viewing surface appears. Screen retracts and ceiling panel closes tightly when switch is reversed. (Closure can be finished to match ceiling.)
- Operates smoothly and silently because the motor is mounted inside the roller on special rubber vibration insulators
- Operating speed 20 feet per minute
- Fiberglass Matte White surface

Number	Size (HxW)	Weight	Price
SU7070	70" x 70"	93 lbs.	\$4,959
SU77	7' x 7'	110 lbs.	\$5,121
SU68	6' x 8'	112 lbs.	\$5,163
SU88	8' x 8'	114 lbs.	\$5,284
SU810	8' x 10'	138 lbs.	\$5,677
SU1010	10' x 10'	140 lbs.	\$5,844
SU1212	12' x 12'	162 lbs.	\$6,591

Aristocrat



Features:

- Designed for recessed installation above any type of ceiling
- Perfect for meeting rooms, conference, and training facilities
- At the touch of a switch the ceiling closure opens and viewing surface appears. Screen retracts and ceiling panel closes tightly when switch is reversed. (Closure can be finished to match ceiling.)
- Heavy-gauge components for fast, silent operation
- Operating speed 38 feet per minute
- Fiberglass Matte White surface

Number	Size (HxW)	Weight	Price
AR7070	70" x 70"	146 lbs.	\$6,391
AR77	7' x 7'	161 lbs.	\$6,641
AR68	6' x 8'	171 lbs.	\$6,734
AR88	8' x 8'	181 lbs.	\$6,956
AR810	8' x 10'	191 lbs.	\$7,471
AR1010	10' x 10'	194 lbs.	\$7,624
AR1212	12' x 12'	225 lbs.	\$8,801

All items on this page ship Freight Class 125.

Electric Screen Accessories



Options:

- Black masking borders available on electric screens upon request.
- For Projection Extra Drop, where available, maximum 2'0", specify color – black or white – and ADD \$8.75 per sq. ft.
- For Multiple 2-Station Controls, 115 Volt, specify Projection 115V ADD and add \$332.
- For Multiple 2-Station Controls (Low Voltage), specify Projection Low Volt ADD and add \$902.
- For Key Operated Power Supply (on/off), specify Projection Switch ADD and add \$253.

Note: Electric screens are UL approved.

WRC766 Wireless Remote



Features:

- System consists of 24V single station control with wireless transmitter/receiver
- Receiver plugs into low voltage control box
- Operated with wireless hand-held remote control or wall switch – both have UP, DOWN, and STOP, enabling user to change direction at any time. No pre-set sequence – just push button for function desired

Number	Price
† WRC766	\$1,297

Mira



Features:

- Ideal for conference, lecture, and training rooms
- Steel case encloses dependable, top-quality screen
- Fabrik-Lok roller and friction-free case design prevent viewing surface damage
- Mounts on wall, ceiling, or map rail

**Same screen as MIRA except heavy-duty cases are 5-3/16" x 5-1/4" wide.*

Number	Size (HxW)	Weight	Price
† MA5050	50" x 50"	12 lbs.	\$175
† MA55	5' x 5'	14 lbs.	\$201
† MA7070	70" x 70"	18 lbs.	\$247
† MA77	7' x 7'	24 lbs.	\$399
† MA68	6' x 8'	24 lbs.	\$428
MA88	8' x 8'	25 lbs.	\$529
MA810*	8' x 10'	62 lbs.	\$1,596
MA1010*	10' x 10'	64 lbs.	\$1,973
MA1212 *	12' x 12'	84 lbs.	\$2,082

Nova

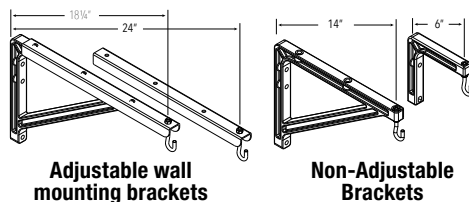


Features:

- Economical screen has cylindrical steel case; fiberglass matte white surface
- Mounts on wall, ceiling, or map rail

Number	Size (HxW)	Weight	Price
† NV5050	50" x 50"	10 lbs.	\$153
† NV55	5' x 5'	12 lbs.	\$167
† NV7070	70" x 70"	14 lbs.	\$185
† NV77	7' x 7'	18 lbs.	\$386

Optional Screen Accessories for Mira and Nova



Adjustable wall mounting brackets

Non-Adjustable Brackets

Number	Size	Price
† Adj Bracket 18-24	18"-24"	\$80
† Non Adj Bracket 14	14"	\$67
† Non Adj Bracket 6	6"	\$41
† T-Bar Clips (suspended ceiling mounting clips)		\$26

† Can Ship FedEx Ground. All items on this page ship Freight Class 125.

ROOM & SPACE DIVIDERS

Room & Space Dividers_47-49
Map, Display Rail, & Field Assembled
Trim_50-51
Markerboard & Chalkboard
Accessories_52
Easels & Directory Letters_53

Achieve better use of facilities. Reconfigure large areas into smaller rooms for special events. Portable space and room dividers move quickly and easily without damaging wooden floors or carpeting. Provide privacy and eliminate interference from adjoining areas and provide writing surfaces or tack surfaces for demonstrations and presentations.

Premiere Portable SAS Space Arranging System



Options:

- SAS Stabilizer: SAS panels come with 1 stabilizer foot; additional foot with casters optional. If required, specify and ADD \$220.

Note: When single panels are ordered, an additional stabilizer foot will be required. When ordering more than 1 panel, specify if panels are to be hinged together.

Note: 6' and 8' panels, when ordered with LCS, will be made with the top 4' section markerboard; the bottom 2' section will be Fabricork. Specify colors.

Features:

- Heavy-duty double barrel hinge allows a full 360-degree rotation of the panel
- Freestanding panels can be arranged in practically any configuration
- Panels have honeycomb core adding strength without weight, and are framed in satin anodized aluminum
- Porcelain enamel steel markerboards, Claridge Cork, Designer Fabric, or Fabricork tackboard panels. See pages 5 and 16 for color selections.

Number	Panel Material	Size (HxW)	Weight	Price
SAS64D	Designer Fabric	6' x 4'	200 lbs.	\$2,136
SAS66D	Designer Fabric	6' x 6'	225 lbs.	\$2,606
SAS68D	Designer Fabric	6' x 8'	250 lbs.	\$3,155
SAS64F	Fabricork	6' x 4'	200 lbs.	\$1,987
SAS66F	Fabricork	6' x 6'	225 lbs.	\$2,460
SAS68F	Fabricork	6' x 8'	250 lbs.	\$2,736
SAS64	Cork	6' x 4'	200 lbs.	\$2,632
SAS66	Cork	6' x 6'	225 lbs.	\$3,134
SAS68	Cork	6' x 8'	250 lbs.	\$3,691
SAS64L	LCS	6' x 4'	200 lbs.	\$2,636
SAS66L	LCS	6' x 6'	225 lbs.	\$2,935
SAS68L	LCS	6' x 8'	250 lbs.	\$3,412
SAS64LF	LCS/Fabricork	6' x 4'	200 lbs.	\$2,129
SAS66LF	LCS/Fabricork	6' x 6'	225 lbs.	\$2,539
SAS68LF	LCS/Fabricork	6' x 8'	250 lbs.	\$3,131

Premiere Room Divider



**1602F and 1612F have a 24" Fabricork kick panel.*

Always specify color of Fabricork kick panel and writing surface.

Overall height of dividers is 6'5"; 6' units weigh approx. 190 lbs.; 8' units weigh 250 lbs.

All items on this page ship Freight Class 125.

Features:

- Constructed to withstand hard, constant use, panels are framed in satin anodized aluminum channels and are securely fastened to the perimeter frames
- Panels can be LCS porcelain enamel steel markerboard, Designer Fabric, or Fabricork. See pages 5 and 16 for color options. Units with LCS writing surface have accessory tray and Fabricork kick panel. Specify color.
- 3" casters, 2 locking and 2 non-locking, for stability and ease of movement

Number	Panel Material	Width	Price
1602B	Fabricork both sides	6' 0-1/2"	\$2,799
* 1602F	LCS surface both sides	6' 0-1/2"	\$3,109
1602G	LCS surface side one/Fabricork side two	6' 0-1/2"	\$2,988
1602K	Designer fabric both sides	6' 0-1/2"	\$2,895
1612B	Fabricork both sides	8' 0-1/2"	\$3,076
* 1612F	LCS surface both sides	8' 0-1/2"	\$3,418
1612G	LCS surface side one/Fabricork side two	8' 0-1/2"	\$3,549
1612K	Designer fabric both sides	8' 0-1/2"	\$3,553

629 Multi-use Divider



Features:

- Lightweight, yet constructed for long, carefree service
- Panels, available with LCS markerboard, Tan Nucork, or Fabricork tackboard, are framed in satin anodize aluminum with securely braced channels. See page 16 for color selection.
- 3" casters for ease of movement over wood, tile or carpeted floors; 2 locking and 2 non-locking casters lock to insure stability
- Dividers stack compactly for storage in small areas

	Number	Size (HxW)	Weight	Price
Tan Nucork Both Sides	629-4N	6' 6" x 4'	120 lbs.	\$1,441
	629-6N	6' 6" x 6'	180 lbs.	\$1,887
	629-8N	6' 6" x 8'	240 lbs.	\$2,166
Fabricork Both Sides	629-4F	6' 6" x 4'	120 lbs.	\$1,441
	629-6F	6' 6" x 6'	180 lbs.	\$1,887
	629-8F	6' 6" x 8'	240 lbs.	\$2,166
LCS Both Sides with Cork Kick Panel	629-4L	6' 6" x 4'	120 lbs.	\$1,913
	629-6L	6' 6" x 6'	180 lbs.	\$2,418
	629-8L	6' 6" x 8'	240 lbs.	\$2,842

Premiere Portable Space Divider



Features:

- Portable Dividers provide privacy and eliminate interference from adjacent areas
- Bottom of panel is 12" from floor on 5' panels; 24" on 4' panels
- Easy to set up, arrange, and easily divide large areas into smaller, more usable spaces
- Select from LCS porcelain enamel steel markerboard or Fabricork tackboard. See pages 5 and 16 for color selection.
- Standards are heavy gauge aluminum with satin anodize finish
- Glides furnished; casters optional

Options:

- For 2 locking and 2 non-locking swivel casters, specify 460 Casters ADD 1 and add \$32.
- For Carpet Casters (not locking), specify 460 Casters ADD 2 and add \$56.50.

Number	Panel Size & Material	Size (HxW)	Weight	Price
460VP	5' Vinyl Fabricork	6' x 6'	60 lbs.	\$1,209
460VP-4	4' Vinyl Fabricork	6' x 6'	48 lbs.	\$1,143
480VP	5' Vinyl Fabricork	6' x 8'	80 lbs.	\$1,421
480VP-4	4' Vinyl Fabricork	6' x 8'	70 lbs.	\$1,269
460L	5' White LCS writing surface	6' x 6'	95 lbs.	\$1,748
460L-4	4' White LCS writing surface	6' x 6'	75 lbs.	\$1,621
480L	5' White LCS writing surface	6' x 8'	120 lbs.	\$2,204
480L-4	4' White LCS writing surface	6' x 8'	96 lbs.	\$1,931

725 Folding Screen



Features:

- Screens are lightweight, yet durable; an economical, effortless way of providing privacy
- Tan Nucork panels have aluminum frame with double action hinges
- Nucork panels can be used as they are, painted, or papered by owner
- Fold nearly flat for storage

Number	Frame Finish	No. of Panels	Size (HxW)	Weight	Price
† 725	Satin Anodize	3	60" x 72"	55 lbs.	\$951
† 725A	Satin Anodize	3	68" x 72"	60 lbs.	\$1,004
† 725B	Satin Anodize	3	80" x 72"	70 lbs.	\$1,136
† 725C	Satin Anodize	4	60" x 96"	74 lbs.	\$1,219
† 725D	Satin Anodize	4	68" x 96"	82 lbs.	\$1,282
† 725E	Satin Anodize	4	80" x 96"	100 lbs.	\$1,451

† Can Ship FedEx Ground. 629 Freight Class 85, Premiere and 725 Freight Class 70.

Economy Room Dividers




Features:

- 658 Room Divider panels are lightweight and easy to position
- Tackable panels in Designer Fabric or Fabricork are approximately 1" thick
- Each panel is furnished with two stabilizer feet

Number	Size (HxW)	Weight	Price
658A	48" x 60"	25 lbs.	\$968
658B	48" x 72"	30 lbs.	\$1009
658C	60" x 48"	25 lbs.	\$990
658E	72" x 48"	30 lbs.	\$1061

Add-a-Panel Space Divider



Features:

- Components are joined and supported by satin anodized aluminum posts – use in singles or in groups
- Converts open space into special purpose areas; relocates easily when requirements change
- Panels fit both top and bottom in special receptacles, move easily and lock securely into place with a simple twist of the wrist
- Fabricork tackable panels

Options:

- For LCS porcelain enamel steel markerboard or chalkboard in lieu of Fabricork, specify ADD-A-Panel LCS ADD or ADD-A-Panel VIT ADD and add \$6 per sq. ft.
- For Designer Fabric in lieu of Fabricork, specify ADD-A-Panel Designer ADD and add \$2.06 per sq. ft.

Note: See pages 5 and 16 for color selection.

Number	Description	Weight	Price
654	6' Tall x 4' Wide, no posts	65 lbs.	\$680
654A	6' Tall x 3' Wide, no posts	49 lbs.	\$680
654F	4'6" Tall x 4' Wide, no posts	50 lbs.	\$610
654G	4'6" Tall x 3' Wide, no posts	38 lbs.	\$610
676	4' H x 6' W – includes posts and feet	75 lbs.	\$1,388
677	6' H x 4' W – includes posts and feet	75 lbs.	\$1,388
† 654M	6' Tall Post with glide	12 lbs.	\$232
† 654N	4' 6" Tall Post with glide	10 lbs.	\$214
† 654P	6' Long Dual Height Post	15 lbs.	\$340
† 654R	Floor Stabilizer	3 lbs.	\$25

† Can Ship FedEx Ground. All items on this page ship Freight Class 70.

Visit www.claridgeproducts.com

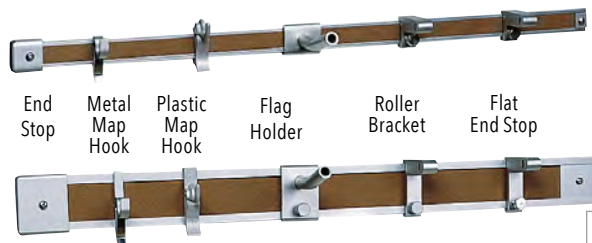
for our full line of room and space dividers with porcelain enamel or color options in various tackable materials. See page 47 for more information about our freestanding room dividers.



MAP, DISPLAY RAIL & FIELD ASSEMBLED TRIM

Utilize Map and Display Rails installed on boards or directly to wall to add exhibit space. Ideal for displaying artwork, photos, posters and more. Select from a wide range of design options, finishes and insert choices. Stand-alone display rails and field assembled trim – both noted for ease of installation – provide an option to factory framed boards.

Economy and Deluxe Map & Display Rail



Features:

- 51EZ aluminum rail is 1" wide with a 5/8" tan cork insert (unless otherwise specified); 74EZ rail is 2" wide with a 1-5/8" tan cork insert
- Recessed screw guide insures easy installation – angled design keeps insert in place
- Furnished with 1-1/2" pan head screws
- Standard lengths for 51EZ: 6'0"; 8'0"; 10'0"; 12'0" and 16'0". 74EZ standard lengths are 6'3", 8'6", 10'6", 12'6" and 17'0".
- 51EZ weighs approx. 1/4-lb. per lin. ft.; 74EZ weighs 1/2-lb. per lin. ft.

	Economy Number	Price	Deluxe Number	Price	Length/Description
Rail	51EZ	\$5.35	74EZ	\$8.24	Less than 100 lin. ft.
	51EZA	\$5.25	74EZA	\$8.04	100 to 200 lin. ft.
	51EZB	\$5.15	74EZB	\$7.84	200 lin. ft. and over
Accessories	51D	\$4.00	74D	\$6.54	Display Rail no insert
	51C	\$2.22	76	\$2.78	Plastic Map Hook
	51M	\$2.22	76M	\$2.78	Metal Map Hook
	51RB	\$11.00	76RB	\$12.60	Roller Brackets
	51FH	\$9.46	76FH	\$9.46	Flag Holders
	51EZPES	\$2.34	74EZES	\$3.56	End Stops
	52ES	\$1.12	75ES	\$2.62	Flat End Stops

94 Combination Map Rail & Clip Strip



Features:

- Offers the combined utility of a clip strip and a display rail all in one
- Extruded aluminum rail is approx. 3-1/4" wide overall; 1-5/8" tackable insert in your choice of tackable materials and colors. See page 15 for material and color selection.
- Factory installed clips (6" on center) are perfect for presentations using drawings, photos, maps, etc.
- CMR weighs approximately 1/2 lb. per lin. ft.

Number	Length	Price
CMR94-2	2'0"	\$64
CMR94-4	4'0"	\$90
CMR94-6	6'0"	\$123
CMR94-8	8'0"	\$149

Note: Use same accessories as 74EZ

EDR Exhibit Rail



Features:

- EDR offers an attractive and economical way of adding exhibit space
- Rail is 3" wide and features a Fabricork tackable insert
- Mounts with 3/4" flat head screws (furnished) or with your double-sided tape
- EDR Rail weighs approximately 1/2 lb. per lin. ft.

Options:

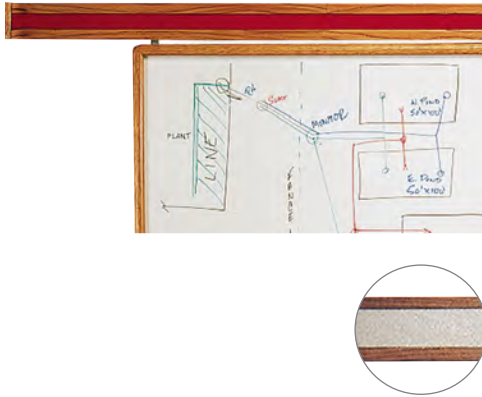
See page 16 for insert colors available.

Number	Price	Length	Number*	Price
EDR3	\$66	3'	EDR3-6	\$356
EDR4	\$84	4'	EDR4-6	\$408
EDR6	\$106	6'	EDR6-6	\$512
EDR8	\$129	8'	EDR8-6	\$617
EDR12	\$174	12'	EDR12-6	\$795

** 6 per package*

Lengths through 8'6" can ship FedEx Ground. All items on this page ship Freight Class 85.

WDR Wooden Display Rail



Features:

- WDR is available in 2 widths – approx. 3" wide with a 1-1/2" tackstrip and approx. 4" wide with a 2-1/2" tackstrip
- Rail mounts directly to wall and can butt to door facing or corner moldings. End stops (furnished) provide a finished look in any length
- Tackable insert in Claridge Cork, Fabricork, Designer Fabric, and Hook-Fab. See page 16 for color selection.
- Natural Oak finish
- Available in several finishes as well as unfinished to be painted or finished on the job to match existing walls

Options:

- For optional 87 Clips for hanging small boards that use keyhole type hangers directly from WDR rail, specify and ADD \$8.

Number	Width	Length	Weight	Price
WDR82-2	3"	2'	1.5 lbs.	\$89
WDR82-4	3"	4'	3 lbs.	\$120
WDR82-6	3"	6'	4 lbs.	\$149
WDR82-8	3"	8'	6 lbs.	\$181
WDR83-2	4"	2'	2 lbs.	\$91
WDR83-4	4"	4'	4 lbs.	\$124
WDR83-6	4"	6'	6 lbs.	\$156
WDR83-8	4"	8'	8 lbs.	\$200

79 Hang-Tight Rail System



Features:

- Combines standard aluminum map and display rail with a specially designed extrusion that holds posters, pamphlets, blueprints, etc., securely in place without tacking
- For easy removal, simply pull up and out
- Tackable insert is approx. 1-5/8" wide, available in your choice of materials and colors. See page 16 for options
- Compatible with 74EZ accessories shown on page 45
- Rail and gripping mechanism are made of heavy gauge aluminum
- HT79 weighs approximately 1 lb. per lin. ft.

Number	Length	Price
HT79-2	2'0"	\$84
HT79-4	4'0"	\$116
HT79-6	6'0"	\$160
HT79-8	8'0"	\$191

CS Clip Strips



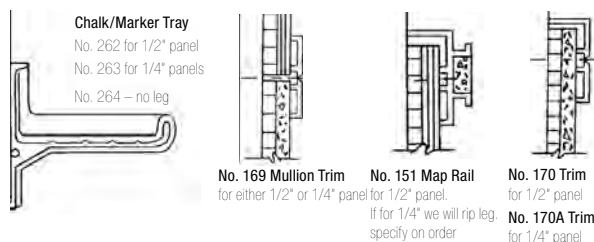
Features:

- Satin anodized aluminum strip has steel clips on 3" centers
- Clip Strip installs directly to wall with screws or with your double-sided tape
- Single sheets of paper or heavy posters can be displayed without tape, tacks or pins
- CS weighs approximately 1/4 lb. per. lin. ft.

Length	Number	Price	Number*	Price
18"	CS18	\$38	CS18-6	\$166
24"	CS24	\$43	CS24-6	\$188
36"	CS36	\$51	CS36-6	\$216
48"	CS48	\$60	CS48-6	\$254
60"	CS60	\$70	CS60-6	\$291

*6 per package

Field Assembled Screw-in Aluminum Trim



Stock Lengths:

- Nos. 262, 263, 264, 169, 170, 170A and 151 are available in 8'6", 10'6", 12'6", 17' and 21' lengths. Specify lengths required.

Order Information:

- Always specify NUMBER of pieces required, lengths required and if trim is to be used with 1/4" or 1/2" panels.

Features:


- Screw-on trim, with exposed fasteners is noted for ease of installation
- Use on field-assembled markerboards, chalkboards, tackboards, or combinations
- Accessory Tray, Mullion Trim, Perimeter Trim and Display Rail available

Note: Weight and price are shown per lineal ft.

Number	Description	Weight per Lin. Ft.	Price per Lin. Ft.
262	Chalk/marker tray	1 lb.	\$12.00
262R-L	R/L End Closures (pr)		\$8.00
263	Chalk/marker tray	.75 lb.	\$11.00
264	Chalk/marker tray	.75 lb.	\$11.20
169	Mullion Trim	.5 lb.	\$4.10
170	Trim	.5 lb.	\$4.40
170A	Trim	.5 lb.	\$4.40
151	Map Rail – 1/2" leg	.5 lb.	\$5.50
151A	Map Rail – 1/4" leg	.5 lb.	\$7.70
151M	Map Rail – no leg	.5 lb.	\$5.50

Lengths through 8'6" can ship FedEx Ground. All items on this page ship Freight Class 85.

Magnetic Accessory Trays



- 264M – Satin anodize finish aluminum tray is 2-3/4" deep
- 264MP – Powder coat finish aluminum tray – See page 60 for color selection
- 265M – Satin anodize finish aluminum tray is 1-5/8" deep
- 265MP – Powder coat finish aluminum tray – See page 60 for color selection
- 266MV1 – Black vinyl tray is 2-1/2" deep

Features:

- Aluminum and vinyl – magnetic trays adhere to all Claridge porcelain enamel steel markerboards and chalkboards as well as other steel surfaces
- Magnet-backed trays are ideal for chalkboard and markerboard accessories, organizing your desk top, displaying art, and copyboards
- Not for use on Glass Markerboards

Number	Length	Finish	Price
264M1	1'	Satin	\$55
264MP1	1'	Powder	\$71
265M1	1'	Satin	\$40
265MP1	1'	Powder	\$76
266MV1	1'	Vinyl	\$27

LCS Markers

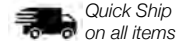


Options:

- LCS668-2 (2 LCS markers and 1 microfiber eraser cloth) - \$15
- LCS668-4 (4 LCS markers and 1 microfiber eraser cloth) - \$20

Features:

- LCS dry-erase markers are available in 1 dozen lots of each color and as assorted dozens; 4-packs (broad top) available assorted



Number	Color	Price	Number	Color	Price
LCS669	Red	\$37	LCS769	Fine Line – Red	\$37
LCS670	Blue	\$37	LCS770	Fine Line – Blue	\$37
LCS671	Black	\$37	LCS771	Fine Line – Black	\$37
LCS672	Green	\$37	LCS773	Fine Line – Assorted	\$37
LCS673	Assorted	\$37	LCS673-4	4-Pack – Assorted	\$12.50

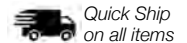
Freight class 100

MICROFIBER Eraser Cloth



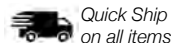
Features:

- Microfiber eraser cloth is 12" x 12"
- Furnished with small magnet for easy hanging on board surface
- Erases cleanly with no smearing
- Designed to reduce marker residue build-up



Number	Quantity	Price
ECM227E	Each	\$4.50
ECM227D	Dozen	\$27.50
ECM227G	Gross	\$315.00

LCS683 Claridge White Board Cleaner



Features:

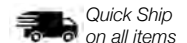
- Cleans and restores LCS and MLC Markerboard surfaces
- Convenient 8-oz. pump spray bottle and gallon refills



Freight class 70

Number	Description	Price
LCS683	Board Cleaner	\$10
LCS683D	Board Cleaner – dozen	\$114
LCS683G	Board Cleaner – gallon	\$89

Standard Sewed Eraser



Features:

- Ideal for use on markerboard or chalkboard surface
- Felt eraser provides dependable service and good cleaning qualities
- 5" x 2" x 1-1/4"



Freight Class 85

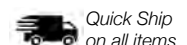
Number	Description	Price
LCS227D	Standard Sewed Eraser – Dozen Weight, 2 lbs.	\$57
LCS227G	Standard Sewed Eraser – Gross Weight, 20 lbs.	\$632

80 Partition Panel Clips



Features:

- Spring steel clips fit over the top of any 2" thick partitions. Small prongs fit underneath the board trim



Number	Price/Pair
80	\$26

All items ship FedEx Ground. Freight Class as shown.

Freight class 70

Model 1, 2 and 31 Aluminum Easels



Features:

- Model 1 Easel:
- Handles boards up to and including 3' x 4'
- Model 2 Easel:
- Handles boards up to and including 4' x 6'
- Model 31 Table Easel:
- Use on desks, tables, and counters

Number	Size (HxW)	Weight	Price
Model 1	56 x 34 x 32	7 lbs.	\$222
Model 2	69 x 34 x 34	12 lbs.	\$277
Model 31	23 x 23	3 lbs.	\$76

172EB Flipchart Easel with Spring-loaded Clamp



Features:

- Lightweight, aluminum tripod easel with 3/4" tubular telescoping legs
- Legs adjust from 35" to 66" in height
- Ideal for table top or full height presentations
- Adjustable board holders

Note: 172E does not have flipchart clamp

Number	Size (HxW)	Weight	Price
172E	56 x 34 x 32	4 lbs.	\$129
172EB	69 x 34 x 34	5 lbs.	\$159

Roman Style Directory Letters



Features:

- White plastic letters, numbers, and punctuation marks for use on any directory
- Standard assortments – available in multiples of 100 – include: Assorted Letters only, Assorted Numbers only, Assorted Letters and Numbers
- Individual letters and numbers may be ordered in sizes and quantities desired
- Punctuation marks available are: period, comma, colon, semi-colon, dash, question mark, exclamation, dollar and cent signs, diagonal, percent, ampersand, and apostrophe

Number	Letter Size	Price per 100	Number	Letter Size	Price per 100
R1	3/8"	\$47	R5	1 1/2"	\$88
R2	1/2"	\$47	R6	2"	\$151
R3	3/4"	\$47	R7	3"	\$256
R4	1"	\$47			

Note: Minimum charge may apply.

Storage Box Filled with 100 Assorted Letters and Numbers



Features:

- Storage boxes are durable fiberboard with cardboard compartment dividers
- Box measures 13-5/16" x 9-11/16" x 1-1/2"
- Assortment includes the following:
6 ea. E; 5 ea. A, O, S; 4 ea. I, R, T;
3 ea. B, C, D, F, G, H, L, M, N, P, U, W;
2 ea. K, V, Y; 1 ea. J, Q, X, Z; 2 ea. 0, 1,
2, 3, 4, 5, 6, 7, 8, 9, and 1 ea ampersand.

Number	Letter Size	Price	Number	Letter Size	Price
383	3/8"	\$85	386	1"	\$93
384	1/2"	\$85	387	1-1/2"	\$120
385	3/4"	\$87	388	2"	\$172

Above assortment will not be changed.

Storage Box: No Letters Included

Note: To determine the NUMBER of rows of lettering for a directory, divide the height of the directory by the height of the letters, allowing desired space between the rows. For example: a 36" (H) directory using 1" letters and 1/2" spacing between rows can have up to 24 rows of lettering (36" divided by 1-1/2" = 24)

Number	Box Size	Price
368	13-1/2" x 9-1/2" x 1-1/2"	\$57
370	19-3/4" x 13" x 2"	\$80

All Items Can Ship FedEx Ground. Easels ship Freight Class 85. Directory Letters and Boxes are Freight Class 70

MATERIALS & FINISHES

The most practical way to rejuvenate old markerboards and chalkboards – use LCS Skins (Face Sheets) over existing badly-worn boards. LCS Skins are also available with double-sided tape for easy installation. Framed EZ Fit panels provide yet another option for resurfacing old boards.

Face Sheets & Panels_54-55
Adhesives and Accessories_55
Tan Nucork & Hook Fab_56
Claridge Cork_57
Designer Series Fabrics_58
Fabricork_59
Wood & Aluminum_60

Markerboards: Color Options



100 White
Porcelain



101 Light Gray
Porcelain



102 Beige
Porcelain



1032 MLC
White Melamine

NP3 Chalkboards: Color Options



500 Green




501 Black



502 Gray

Colors are reproduced with reasonable accuracy. If match is critical, call or write for samples

LCS Markerboard Skins



Features:

- LCS porcelain enamel steel skins can be applied on the face of slate, composition chalkboard, or slated plaster walls to convert old defective boards into permanent new boards of superior quality
- LCS provides a colorfast and highly scratch and stain resistant markerboard surface that writes and erases easily and is easy to maintain
- Face sheets are shipped precut to customer's specifications

*Note: For floor-to-ceiling installations requiring matched butt joints, contact Claridge.
Available in 5'0" heights. Call for pricing.
For cutting to non-standard sizes – vertical and/or horizontal – add \$.80 per lin. ft.
A \$50 packing charge will be added to orders for less than 200 sq. ft.*

Number	Std. Height	Std. Length	Price/sq.ft.
LCS	4'0"	4', 6', 8', 10', 12'	\$11.36

For chalkboard skins specify color and use price shown.

LCS Skins with Double-Sided Tape



Features:

- LCS porcelain enamel steel skins backed with double-sided tape make resurfacing existing boards a breeze
- Measure to verify fit, clean old board surface, position new skin, peel, and stick – it's that easy
- EZ Stick Skins installations use no solvents, eliminate drying time, and are always a consistent thickness
- Face sheets are shipped precut to customer's specifications

*For cutting to non-standard sizes – vertical and/or horizontal – add \$.80 per lin. ft.
A \$50 packing charge will be added to orders for less than 200 sq. ft.*

Number	Std. Height	Std. Length	Price/sq.ft.
EZ Stick Skins	4'0"	4', 6', 8', 10', 12'	\$17.50

LCS Markerboard Panel

*LCS is available in 5'0" heights.
Call for pricing and availability.
For cutting to non-standard sizes – vertical and/or horizontal – add \$.80 per lin. ft.
A \$50 packing charge will be added to orders for less than 200 sq. ft.*



Features:


- LCS porcelain enamel steel surface mounted on either 7/16" or 1/4" MDF core with a moisture barrier back. Standard height is 4'0"; standard lengths are 4', 6', 8', 10', 12', and 16'
- Made from enameling grade steel during a 3-coat process, the LCS markerboard surface writes smoothly and erases cleanly
- Use with screw-on trim shown on page 51, for custom framing or for OEM applications

For chalkboard panels specify color and use price shown.

Number	Core	Price/sq.ft.
LCS-315-M	1/4" MDF core	\$14.70
LCS-217-M	7/16" MDF core	\$16.44

MLC Melamine Markerboard Panel

Cutting and packing charges will apply.



Features:

- Melamine provides a smooth, white, non-magnetic writing surface
- Panel is 1/4" thick
- For use with LCS markers

Number	Core	Price/sq.ft.
1032	1/4" Panel	\$4.80

LCS EZ Fit Panels: ½" Face Trim



Features:

- EZ Fit panels are designed to fit over existing boards
- Panels are White LCS porcelain enamel steel on Medium Density Fiberboard (MDF) core with a moisture barrier back
- Holes are pre-drilled 2" on center; 1" self-tapping screws included
- Satin anodize aluminum trim

Number	Size (HxW)	Weight	Price
EZL244	4' x 4'	44 lbs.	\$338
EZL246	4' x 6'	66 lbs.	\$471
EZL248	4' x 8'	88 lbs.	\$643
EZL2410	4' x 10'	110 lbs.	\$817
EZL2412	4' x 12'	132 lbs.	\$935
EZL2416	4' x 16'	176 lbs.	\$1,250

H-Bar




Features:

- Use colored aluminum H-bars for joining 2 or more panels
- H-bar has a 1" face and a 1/2" opening
- Available in lengths up to 12'

Name	Price/Lin. Ft.
H-Bar	\$5.50

66 Extruded Aluminum Joint



Features:

- Designed to fit over H-bar, 66 Joint is 1" wide
- Finished to match writing surface, it covers existing joint and overlaps face sheet
- Furnished with double-sided tape for easy installation
- Available in lengths up to 12'

Name	Price/Lin. Ft.
66	\$5.50

Adhesive



Number	Description	Weight	Price
15A	1 gallon	10 lbs.	\$89
16AT	28 oz. tube	2.75 lbs.	\$19
16A-5G	5 gallon	50 lbs.	\$410
17	1 gallon	10 lbs.	\$86
18	1 gallon	10 lbs.	\$126
F-38	28oz. tube	2.75 lbs.	\$24

Features:

15 Adhesive

- Used for installing unmounted tackboard panels
- Available in 1-gallon cans; coverage varies from 80 to 100 sq. ft.

16 Adhesive

- Used for installing framed markerboards, chalkboards, and tackboards as well as unframed panels
- Available in 28 oz. tubes and 5-gallon cans; 1 gallon covers approx. 160 sq. ft. area of factory framed boards or 80 sq. ft. area of materials.

17 Adhesive

- Used for installing fabric only (936 Hook-Fab, 3106 Designer Fabric, and 1499 Fabricork vinyl fabric)
- Available in 1-gallon cans; coverage varies from 80 to 100 sq. ft.

Note: Not intended for use when installing fabric as a wall covering.


18 Adhesive

- Water-based adhesive designed for the installation of wall panels over clean, dry, and sound wall surfaces finished to a Level 4 or Level 5
- One gallon covers approx. 100 sq. ft.

F-38 Adhesive

- VOC compliant in all 50 states; GREENGUARD Children and Schools certified
- Ultra-low VOC, non-flammable, high performance construction adhesive
- Available in 28-oz. tubes; 1 tube covers approx. 35 sq. ft. of factory framed boards

Roller and Trowel



Features:

Serrated Steel Trowel

- Ideal for spreading markerboard or chalkboard adhesive – is made of masonry trowel steel with a serrated edge with 1/8" notches

Pressure Roller

- Lightweight rubber roller designed for installing replacement skins on existing board surfaces.

Note: A 2-handed roller similar to one used for laying floor tile or linoleum is required for installing vertical wall panels or large runs of markerboard skins.

Number	Description	Weight	Price
65	Serrated Steel Trowel	5 lbs.	\$27.50
64	Pressure Roller	4 lbs.	\$92.00

Tan Nucork

Tan Nucork is a premium grade, fine grain natural tan composition cork. Nucork is dimensionally stable and has uniform density and particle size.



Note: Unmounted cork is shipped oversize for cutting to exact size on job.

Features:

- An economical tackboard surface, Tan Nucork is pure grain natural cork without burlap backing
- Nucork has a smooth, resilient surface ideal for use with pins or thumbtacks
- 150 FR Nucork has a Class B fire rating based on ASTM E84 tunnel test as follows: flame spread – 65; smoke developed – 70. Meets military specification MIL-C-15116, Type II
- Available unmounted - by the piece or in full rolls, and mounted on either duracore or hardboard
- Standard height is 4'; mounted nucork available in lengths up to 16', except 380A which is 12' maximum
- Full rolls are approximately 90' long. (Lengths of rolls vary. Billing based on actual square footage shipped.)

Cutting Charge:

- For cutting mounted Nucork to non-standard sizes – vertical and/or horizontal – add \$.80 per lin. ft.

Packing Charge:

- A \$50 packing charge will be added to orders for less than 200 sq. ft. of mounted Nucork.

Number	Description	Thickness	Backing	Weight	Price/sq. ft.	Price/Roll
150	Full Rolls only	1/4"	None	1/4 lb.		\$1,392
150A	Under 200 sq. ft.	1/4"	None	1/4 lb.	\$4.50	
150B	Over 200 sq. ft.	1/4"	None	1/4 lb.	\$4.30	
150FR	Full Rolls only	1/4"	None	1/4 lb.		\$2,573
150FRA	Under 200 sq. ft.	1/4"	None	1/4 lb.	\$8.30	
150FRB	Over 200 sq. ft.	1/4"	None	1/4 lb.	\$8.00	
380A		1/16"	Duracore	3/4 lb.	\$7.00	
550		1/4"	Hardboard	1/2 lb.	\$8.56	

Hook-Fab

Hook-Fab is a hook-and-loop compatible non-woven fabric made from 100% nylon with polyester foam core and nylon tricot backing. Easily cut to size, Hook-Fab can be used with hook-and-loop fasteners, tacks or push pins. The low maintenance, stain resistant surface makes Hook-Fab ideal for any environment.



No. 930
Hook-Fab on
cork underlay

No. 934
Hook-Fab on
cork underlay on
1/4" hardboard

976 Black

Hooktape

Features:

- Hook-Fab can be used with hooktape as well as thumbtacks and pushpins.
- Offered in laminated panel form, fabric with cork underlay, or as fabric only
- Hook-Fab is renowned for its resistance to soil and staining and will not fade
- Lightweight and pliable, yet durable enough to stand up to heavy use, Hook-Fab combines good looks with superior performance

Standard Sizes:

- Hook-Fab panels (except 936 which is 55" wide) are priced on the basis of 4' height and 1' increments in length. No. 930 may be shipped oversize for cutting to actual size on job

Cutting Charge:

- For cutting mounted Hook-Fab to non-standard sizes – vertical and/or horizontal – add \$.80 per lin. ft.

Packing Charge:

- A \$50 packing charge will be added to orders for less than 200 sq. ft. of mounted Hook-Fab.

Note: Cutting Charge and Packing Charge do not apply to No. 936. No hanging devices are included with edge-wrapped material.

Number	Description	Max Length	Weight/sq. ft.	Price/sq. ft.
930	Fabric on cork underlay			
930A	Cut to Size – Less than 200 sq. ft.	16'	1/2 lb.	\$11.80
930B	Cut to Size – 200 sq. ft. or more	16'	1/2 lb.	\$11.30
934	Fabric on cork underlay on hardboard	16'	1-1/2 lbs.	\$14.50
934EW	934 with edges wrapped	16'	1-1/2 lbs.	\$15.50
935	Fabric on fire retardant Duracore	12'	1 lb.	\$10.40
935EW	935 with edges wrapped	12'	1 lb.	\$11.30
936	Hook-Fab fabric only – 55" wide	120'	1/16 lb.	\$4.70
937	Fabric on Duracore	12'	1 lb.	\$9.50
937EW	Fabric on Duracore with Edges Wrapped	12'	1 lb.	\$11.10
923	Self gripping Hooktape, pre-glued, pressure-sensitive back, available in 1" x 7' long rolls			(per roll) \$19.00

Unmounted materials up to 120 lbs. and mounted panels up to 4' x 4' can ship FedEx Ground. Freight Class 70.

Claridge Cork

Claridge cork is made from renewable raw materials. The combination of oxidized linseed oil, resin, cork and pigments in the product gives Claridge Cork flexibility and resilience. Claridge Cork has a smooth, uniformly dense, suede-like surface with exceptional durability.

1/4" Unmounted Cork



1/4" Mounted Cork



1100 Tan
1103 Oyster
1104 Cinnamon
1108 Mushroom
1109 Buff
1110 Fawn
1111 Smoke
1113 Steel Gray

1117 Salsa
1118 Tangerine
1119 Pineapple
1120 Lettuce
1129 Blueberry
1132 Black
1136 Graphite

1106 Tan
1123 Oyster
1124 Cinnamon
1128 Mushroom
1131 Buff
1126 Fawn
1127 Smoke
1122 Steel Gray

1137 Salsa
1138 Tangerine
1139 Pineapple
1140 Lettuce
1149 Blueberry
1142 Black
1146 Graphite

Features:

- Claridge Cork is made from pure natural ingredients
- The color-impregnated surface is durable, soil resistant, and washable
- Burlap backed, Claridge Cork is dimensionally stable and will not warp or crumble
- Meets ASTM E-84 and meets or exceeds MIL-C-15116-C, Type 1
- No toxins or harmful emissions

Standard Sizes:

- Claridge cork is priced on the basis of 4' height and 1' increments in length.
- All unmounted cork is shipped oversize for cutting to exact size on the job
- Mounted cork available in lengths up to 16'
- Full rolls of Claridge Cork average 95' in length. Invoicing is based on actual square footage shipped

Cutting Charge:

- For cutting mounted Claridge Cork to non-standard sizes – vertical and/or horizontal – add \$.80 per lin. ft.

Packing Charge:

- A \$50 packing charge will be added to orders for less than 200 sq. ft. of mounted Claridge Cork.

Number	Description	Cork Thickness	Backing	Weight	Price/sq. ft.	Price/Roll
1199	Unmounted Cork 4' roll	1/4"	Heavy Burlap	1lb.		\$4,935
1199A	Under 200 sq. ft.	1/4"	Heavy Burlap	1lb.	\$13.50	
1199B	Over 200 sq. ft.	1/4"	Heavy Burlap	1lb.	\$13.30	
1190	Mounted Corkboard	1/4"	Burlap on Hardboard	2lbs.	\$18.00	

Claridge Cork: Color Options



1108 Mushroom



1109 Buff



1110 Fawn



1100 Tan




1104 Cinnamon



1103 Oyster



1111 Smoke




1113 Steel Gray



1136 Graphite



1132 Black



1117 Salsa



1118 Tangerine



1119 Pineapple



1120 Lettuce



1129 Blueberry

Colors are reproduced with reasonable accuracy. If match is critical, call or write for samples.

Unmounted materials up to 120 lbs. and mounted panels up to 4' x 4' can ship FedEx Ground. Freight Class 70.

Designer Series Bulletin Board

Designer Series fabrics (Guilford® FR701 pattern) provide tack surfaces with classic appeal, ideal in any environment. Durable, easy to clean, and sustainable, Designer Series fabrics are made from 100% recycled polyester. Additional Guilford colors and fabrics optional.



Features:

- Designer Series fabrics are offered in laminated panel form, fabric with cork underlay, or as fabric only
- Colorfast, soil and stain resistant
- Fabric meets ASTM-E 84 Flame Tunnel Test Class "A" Rating
- Standard Sizes: All mounted Designer Series fabric panels (except 3106) will be priced on the basis of 4' heights and 1' increments in length. 3106 is 66" wide; cut to size pieces will be billed on the basis of 5' heights and 1' increments in length. Full rolls vary in length from 165' to 180'. Billing is based on actual square footage shipped.

Note: 3100 may be shipped oversize for cutting to exact size on job.

Cutting Charge:

- For cutting to non-standard sizes – vertical and/or horizontal – (except 3106) add \$.80 per lin. ft.

Packing Charge:

- A \$50 packing charge will be added to orders for less than 200 sq. ft. of Designer Fabric (except 3100 and 3106).

Options:

- C.O.M. fabrics approved for vertical surfaces in lieu of Designer Fabric – call for pricing

Number	Description	Max Length	Weight/sq. ft.	Price/sq. ft.
3100	Fabric on cork underlay			
3100A	Cut to Size – Less than 200 sq. ft.	16'	1/2 lb.	\$11.50
3100B	Cut to Size – 200 sq. ft. or more	16'	1/2 lb.	\$11.00
3101	Fabric on underlay on Duracore-1/2" overall	12'	1-1/8 lbs.	\$11.00
3101EW	Fabric on underlay on Duracore w/edges wrapped	12'	1-1/8 lbs.	\$12.50
3102	Fabric on cork underlay on 1/4" hardboard – 1/2" overall	16'	1-1/2 lbs.	\$13.50
3102EW	Fabric on cork underlay on 1/4" hardboard with edges wrapped – 1/2" overall	16'	1-1/2 lbs.	\$15.50
3103	Fabric on duracore (not fire retardant)	12'	1 lb.	\$9.40
3103EW	Fabric on duracore (not fire retardant) with edges wrapped	12'	1 lb.	\$10.50
3104	Fabric on 7/16" fire retardant Duracore	12'	1 lb.	\$10.50
3104EW	Fabric on 7/16" fire retardant Duracore with edges wrapped	12'	1 lb.	\$12.50
3106	Full Rolls – Designer Fabric only	Approximately 165'	1/8 lb.	\$4.20
3106A	Cut to Size – Designer Fabric only	165'	1/8 lb.	\$4.80


Designer Series Fabrics: Color Options




1684 Noir




1686 Dark Pearl



1689 Wedgewood



1690 Gray Mix



1691 Quartz



1692 Wheat




1694 Blue Topaz



1687 Moleskin



1683 Silver




1697 Mulberry

Colors are reproduced with reasonable accuracy. If match is critical, call or write for samples.

Unmounted materials up to 120 lbs. and mounted panels up to 4' x 4' can ship FedEx Ground. Freight Class 70.

Fabricork

Fabricork, in 4 distinct patterns – Viewpoint, Esquire, Linden, and Belair, is available in a wide range of colors. Superior in style and performance, Fabricork is long-lasting and easy to clean. Fabricork vinyl fabric (Koroseal®) is a product of RJF International.



* Fire retardant Duracore backer board has a Class A Fire Rating per ASTM E84 as follows – Flame Spread 25, Smoke Developed 20

Features:

- Fabricork has a washable, stain resistant surface
- Vinyl coated fabric retains new appearance – wears indefinitely
- Vinyl fabric meets or exceeds Federal Specifications CCC-W-408A
- Available as fabric only, fabric mounted on cork underlay, and as mounted Fabricork tackboard panels

Standard Sizes:

- Fabricork panels are priced on the basis of 4' height and 1' increments in length.

Cutting Charge:

- For cutting to non-standard sizes – vertical and/or horizontal –add \$.80 per lin. ft.

Packing Charge:

- A \$50 packing charge will be added to orders for less than 200 sq. ft. of Fabricork panels (except 1500).

Options:

- Fabric covered H-Bar joints for joining 2 unframed panels. If required, specify and ADD \$6.20 per lin. ft. (12' maximum length)
- C.O.M. vinyls approved for vertical surfaces can be used. See C.O.M. and special fabric note in Terms and Conditions.

Number	Description	Thickness	Max Length	Weight/sq. ft.	Price/sq. ft.
1380	Fabric on cork underlay on Duracore	1/2"	12'	1lb.	\$9.30
1380EW	1380 with edges wrapped	1/2"	12'	1lb.	\$10.20
1381FR	Fabric on flame retardant Duracore*	1/2"	12'	1lb.	\$7.50
1381FREW	1381 with edges wrapped	1/2"	12'	1lb.	\$8.50
1500 (Full Rolls)	Fabric on cork underlay	1/4"	80'	1/2 lb.	\$6.60
1500A	Fabric on cork underlay. Under 200 sq.ft.	1/4"	80'	1/2 lb.	\$7.40
1500B	Fabric on cork underlay. Over 200 sq.ft.	1/4"	80'	1/2 lb.	\$7.20
1499	Fabric only, no underlay		90'	1/8 lb.	\$2.02
1550	Fabric on cork underlay on Hardboard	1/2"	16'	1-1/2 lbs.	\$11.00
1550EW	1550 with edges wrapped	1/2"	16'	1-1/2 lbs.	\$12.30

Fabricork: Color Options



KV216 Ecru



KV230 Oyster




KV233 Driftwood




KV237 Curry




KV241 Wheat Straw



KL404 Dorset




KL412 Ancestral



KL483 Downing Stone




KL490 Rectory




KL498 Winthrop




KE510 Runway




KE522 Innocent



KE584 Power



KE591 Counselor




KE592 Gentleman Gray




KB278 Pacific



KB290 Sterling



KB661 Dawn



KB662 Gray



KB664 Antique


Colors are reproduced with reasonable accuracy. If match is critical, call or write for samples.

Unmounted materials up to 120 lbs. and mounted panels up to 4' x 4' can ship FedEx Ground. Freight Class 70.


Frame Finishes

Frames available in aluminum or wood. Aluminum frames in satin anodize or Medium or Dark Bronze color anodize, powder coat in 302P Black and 314P Bronze, standard powder coat finishes, three textured finishes and five transparent powder coat finishes. Wood frames are available in a variety of finishes.


Wood Finishes



Aluminum Finishes



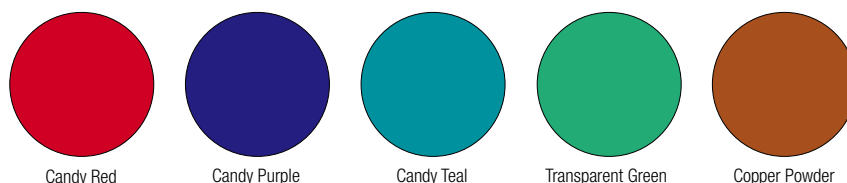
Powder Coat Finishes for Aluminum



Optional Textured Finishes



Optional Transparent Finishes



Colors are reproduced with reasonable accuracy. If match is critical, call or write for samples.

terms and conditions

DISCLAIMER – The Terms & Conditions below expressly set forth Claridge Products and Equipment, Inc.'s position and are not intended to be a full, comprehensive, and complete detail of each subject. Claridge reserves the right to alter, change, modify, expand, or discontinue any of the policies set forth below. Claridge further reserves the right to alter, change, modify, or discontinue its programs, policies, or relationship with any customer who violates Claridge's stated Terms & Conditions.

SPECIFICATION CHANGES

Claridge reserves the right to institute changes to material, parts, or design as well as to discontinue models, options, and/or parts without any prior notice. Price subject to change without notice.

ORDERS

All orders must be submitted in writing by US Mail, Fax, or E-mail. It is the Buyer's sole responsibility to check orders and their corresponding acknowledgments for accuracy. Minimum order of \$25.

ACKNOWLEDGMENTS & LEAD TIMES

Upon credit approval, orders will be manufactured and invoiced based upon the information on the acknowledgment. It is the Buyer's responsibility to notify Claridge of any acknowledgment discrepancies. Actual shipment dates may differ from acknowledged dates due to lack of credit approval. If an order is subject to a credit hold, it will be scheduled for shipment only after it is released from credit hold.

CPR (CLARIDGE PRIORITY RESPONSE)

Claridge offers three levels of CPR: (1) CPR Urgent – a guarantee that the order will ship within one week once Buyer agrees to CPR terms; (2) CPR Express – a guarantee that the order will ship within two weeks once CPR terms are accepted; and (3) CPR Standard – a guarantee that the order will ship within three weeks once terms are accepted. If Buyer's order is shipped late, Claridge pays a 10% penalty for every day the order ships late – up to the total cost of the material.

CHANGE ORDERS

Claridge reserves the right to apply additional charges to the invoice for orders revised after manufacturing has begun. All changes must be in writing.

TERMS

For credit approved customers, all merchandise will be invoiced when shipped, with standard terms of net 30 Days. The Buyer agrees that Claridge shall have the right to assess interest charges of 1.5% per month on invoices not paid and received by Claridge within terms. The Buyer further agrees that Claridge has the right to change terms, suspend shipments, or refuse orders from any delinquent account.

SECURITY

The Buyer agrees that Claridge maintains a security interest in all merchandise sold by it to the Buyer until all monies have been paid to Claridge for said merchandise.

CANCELLATION

All orders are considered firm and cannot be cancelled except by consent from Claridge. Claridge reserves the right to assess a Cancellation Fee of no more than 25%, or as negotiated, for any order cancelled by the Buyer.

FREIGHT POLICY

Every effort will be made to ship in accordance with customer requested freight carriers. Claridge is not responsible for damage in shipment when product is shipped on a third party or collect basis. In the event of visible freight damage, note damage on the freight bill and notify the carrier at once for inspection. Note that carriers require reports of damage within 5 days. Failure to report visible damage or loss is the consignee's responsibility. Concealed damage identified after 5 days from receipt is the sole responsibility of the consignee.

SHIP DATES & DELAYS

If Claridge cannot ship products as scheduled due to causes beyond their reasonable control (force majeure), the ship date will be extended to compensate for the delay as determined by Claridge.

REDELIVERY OF FREIGHT

Two weeks notice is required when redelivery of merchandise will be required, or the actual cost for freight, restocking and rehandling, and storage, if applicable, will be billed to the customer.

RETURNS

Many Claridge products are made-to-order and may not be returned. Claridge reserves the right to refuse return of custom-made or specialty merchandise. All approved returns must be prepaid by the Buyer and are subject to a restocking charge of no greater than 25%. Merchandise must be returned unused, and properly packaged in original shipping carton.

WARRANTY

Claridge porcelain enamel steel markerboard and chalkboard writing surfaces are guaranteed for the Life of the Building. Other product in Catalog carries a one year guarantee against defects in materials and workmanship.

CUSTOM PRODUCTS

Modifications to standard products are available. Contact the factory – or the Claridge location nearest you for quotations.

MATERIAL DISCLAIMER

Slight color variations may occur on surface materials. Claridge cannot be held responsible for reasonable variances.

C.O.M. & SPECIAL FABRICS DISCLAIMER

Claridge cannot be held responsible for special fabrics that, in our opinion, would create unsatisfactory results for the intended application using normal manufacturing methods. Sampling may be required. All inquiries and correspondence should be directed to: Claridge Products and Equipment, Inc.

P. O. Box 910, Harrison, AR 72602-0910

Phone: 870-743-2200 Toll Free: 800-434-4610

Fax: 870-743-1908

E-mail: claridge@claridgeproducts.com